

# The Art of Sigils

---

*Week 1: Design*


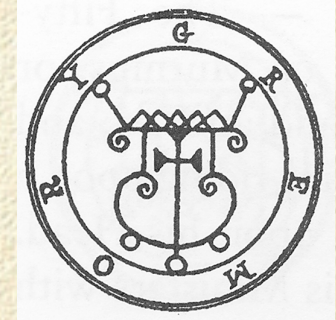



# What are sigils?


---

- “a sign or image considered magical; a seal or signet”





Well, that's a nice broad definition.





# Sigils in History

---

- monograms, goetic seals, symbols of profession, familial seals, alchemical and astrological symbols, icons, logos

If a sign or image causes a shift in your mental/emotional state, it can be used as a magical tool and thus can be considered a sigil.



# What are sigils?

---

- Visual focus for ritual, or meditation; magickal identifier
  - Auditory and movement-based sigils work on the same principles, but we're not going to get into them here.
- A way to bypass the conscious mind, as all the thinking is done during its construction, not its use
- Two types: labels and goals



# How are they used?

## ☐ Creation

- ☐ The sigil is made with full conscious intent, and then laid aside until the analytic basis for it has been forgotten.

## ☐ Charging

- ☐ The sigil is charged in a ritual context with energy related to its purpose.
- ☐ Example: work yourself into an ecstatic or trance state before gazing at the sigil; use it as a focus in meditation; touch with a drop of blood or sexual fluid

## ☐ Use

- ☐ Where the sigil is set loose to do its work. (May be synonymous with destruction in some cases)
- ☐ Focus for meditation, worn as jewelry, kept under a pillow

## ☐ Destruction

- ☐ After the ritual or once the goal is accomplished
- ☐ You've bound a piece of your Will into this object - once its purpose is done, give it back!
- ☐ Not applicable in all cases (more for goal-type sigils)



# How are they made?

---

- Most common (and easiest) is drawn on paper
- Draw, paint, carve, etch, mold, build!
- Just keep final use in mind

It's harder to destroy a cast-silver sigil, or to whirl in ecstasy about the temple bearing a 2'x3' monstrosity carved in wood. But for a permanent memorial of your family name, or an icon for your altar, such a thing may be appropriate.



# Process: Label-type sigil

---

Let's say I want to make a name sigil for myself, that I can use as a magickal signature on magickal tools, artwork, etc.

- ❑ Create design
- ❑ Embed design into tools and artwork as desired
- ❑ Give sigilized items additional charge if desired (e.g., drop of blood on tools)
- ❑ Obliterate sigil before getting rid of tools



# Process: Goal-type sigil

---

Let's say I want a better job.

- ❑ Create design, and transfer to chosen medium
- ❑ Destroy notes; keep only a single record of final design in diary if desired
- ❑ Lay aside until reasoning behind it has been forgotten.
- ❑ In ritual, work yourself into ecstatic state, then gaze at the sigil
- ❑ Bury sigil after ritual. May also trace design or embed it in any resumes you send out



Questions thus far?



# First, the words

---

- Name
- Descriptors
- 'Will-statement'

Try to be specific and active in the language you choose.

**'I want to get a better job'**

vs.

**'It is my will to get a job which pays well and leaves me the time and energy to come to more OTO events.'**



# Too many letters!

---

- ❑ A properly specific will-statement will likely have far too many letters - we're making sigils, not inkblots!
- ❑ Some possible solutions:
  - ❑ Remove vowels and duplicate letters
  - ❑ Remove everything but nouns and adjectives
  - ❑ When converting to numbers, change by syllable instead of by letter.




# The quick and easy way!

---

- Rearrange remaining letters
  - Rotate, reflect, resize - play with the letterforms until you get something you like.

Example - 'harmony':



- Take existing symbols, combine and tweak them to make something of your own, e.g.:



Libra (balance) + Sun (beauty) = Harmony



# Secret Decoder Rings

---

Transform letters (or syllables) into dots on a map, and then play connect the dots!

- ❑ Traditional letter/number maps:
  - ❑ Magic Squares
  - ❑ Rose Cross
  - ❑
- ❑ Less traditional (I made them up last night)
  - ❑ Random Pattern
  - ❑ Bibliomancy



# Magic Squares

---

- Grids of numbers whose rows, columns, and diagonals all add up to the same number
- Seven of them, one for each of the astrological planets



# Square of Saturn

---

- 3x3 square
- lines sum to 15
- entire square sums to 45

4	9	2
3	5	7
8	1	6

Correspondences: business, law,  
death



# Square of Jupiter

---

- 4x4 square
- lines sum to 34
- entire square sums to 136

Correspondences: wealth, authority

4	14	15	1
9	7	6	12
5	11	10	8
16	2	3	13



# Square of Mars

---

- 5x5 square
- lines sum to 65
- entire square sums to 325

Correspondences: battle, strength

11	24	7	20	3
4	12	25	8	16
17	5	13	21	9
10	18	1	14	22
23	6	19	2	15



# Square of Sol

---

- 6x6 square
- lines sum to III
- entire square sums to 666

Correspondences: beauty, light,  
resurrection

6	32	3	34	35	1
7	11	27	28	8	30
19	14	16	15	23	24
18	20	22	21	17	13
25	29	10	9	26	12
36	5	33	4	2	31



# Square of Venus

---

- 7x7 square
- lines sum to 175
- entire square sums to 1225

Correspondences: love, beauty

22	47	16	41	10	35	4
5	23	48	17	42	11	29
30	6	24	49	18	36	12
13	31	7	25	43	19	37
38	14	32	1	26	44	20
21	39	8	33	2	27	45
46	15	40	9	34	3	28



# Square of Mercury

---

- 8x8 square
- lines sum to 260
- entire square sums to 2080

Correspondences: knowledge,  
communication

8	58	59	5	4	62	63	1
49	15	14	52	53	11	10	56
41	23	22	44	45	19	18	48
32	34	35	29	28	38	39	25
40	26	27	37	36	30	31	33
17	47	46	20	21	43	42	24
9	55	54	12	13	51	50	16
64	2	3	61	60	6	7	57



# Square of Luna

---

- 9x9 square
- lines sum to 369
- entire square sums to 3321

Correspondences: intuition,  
creativity, dreams

37	78	29	70	21	62	13	54	5
6	38	79	30	71	22	63	14	46
47	7	39	80	31	72	23	55	15
16	48	8	40	81	32	64	24	56
57	17	49	9	41	73	33	65	25
26	58	18	50	1	42	74	34	66
67	27	59	10	51	2	43	75	35
36	68	19	60	11	52	3	44	76
77	28	69	20	61	12	53	4	45



- If you're going to use a magic square, these letters now need to turn into numbers.
- 
- Different numerologies for different languages.

## Letter to Number Conversion: English

I	2	3	4	5	6	7	8	9
a	b	c	d	e	f	g	h	i
j	k	l	m	n	o	p	q	r
s	t	u	v	w	x	y	z	



# Letter to Number Conversion: Greek

---

α	alpha	‘ah’	1
β	beta	‘b’	2
γ	gamma	‘g’	3
δ	delta	‘d’	4
ε	epsilon	‘eh’	5
Ϝ	digamma (obsolete)	‘w’	6
ζ	zeta	‘z’	7
η	eta	‘ay’	8
θ	theta	‘th’	9

ι	iota	‘ee’	10
κ	kappa	‘k’	20
λ	lambda	‘l’	30
μ	mu	‘m’	40
ν	nu	‘n’	50
ξ	xi	‘x’	60
ο	omicron	‘oh’	70
π	pi	‘p’	80
Ϟ	qoppa (obsolete)	‘k’	90

ρ	rho	‘r’	100
σ	sigma	‘s’	200
τ	tau	‘t’	300
υ	upsilon	‘oo’	400
φ	phi	‘f’	500
χ	chi	‘kh’	600
ψ	psi	‘ps’	700
ω	omega	‘aw’	800
Ͱ	sampi (obsolete)	‘ss’	900



# Letter to Number Conversion: Hebrew

א	aleph	--	1
ב	bet	'b'	2
ג	gimel	'g'	3
ד	dalet	'd'	4
ה	heh	'h'	5
ו	vav	'v'	6
ז	zayin	'z'	7
ח	chet	'kh'	8
ט	tet	't'	9

י	yod	'y'	10
כ	kaph	'k'	20
ל	lamed	'l'	30
מ	mem	'm'	40
נ	nun	'n'	50
ס	samekh	'x'	60
ע	ayin	--	70
פ	peh	'p'	80
צ	tzaddi	'ts'	90

ק	qoph	'k'	100
ר	resh	'r'	200
ש	shin	's'	300
ת	tav	't'	400
ך	kaph final	'k'	500
ם	mem final	'm'	600
ן	nun final	'n'	700
ף	peh final	'p'	800
ץ	tzaddi final	'ts'	900



So we get:

---

- 'harmony' → 8-1-9-4-6-5-7
- αγαπη → 1-3-1-80-8
- תפארת → 400-80-1-200-400
- 'destroy Cincinnati'  
→ 'destroycina'  
→ 4-5-1-2-9-6-7-3-9-5-1

or by syllable: des-troy-cin-cin-na-ti

→ (4+5+1)-(2+9+6+7)-(3+9+5)-(3+9+5)-(5+1)-(2+9)  
→ 10-24-17-17-6-11



# Number reduction

---

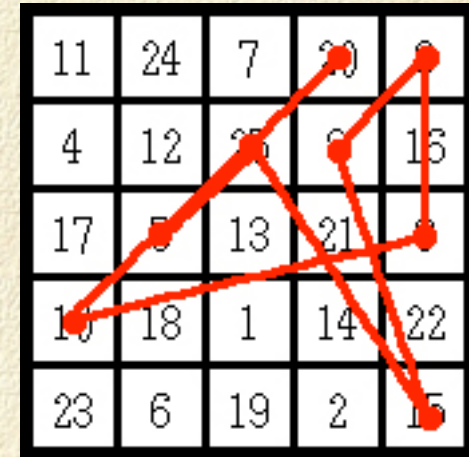
- If a number is too large to fit in the square, you can reduce it by adding the individual digits together: so  $400 \rightarrow 4+0+0 = 4$ .
- Modulo arithmetic: 17 in a 16-cell square becomes 1
- Multiplying all the letters by the relevant number, and then reduce:
  - so 400 on Sol:  $400 \cdot 6 = 2400 \rightarrow 2+4+0+0 = 6$
  - 5 on Venus:  $5 \cdot 7 = 35$




# Destroy Cincinnati!



English numerology, Square of Mars  
no transform



## English numerology, Square of Mars x5 transform





Greek numerology, Square of Mars  
x6 transform  
IO Αππολλον!



If you don't want to bother with those pesky numbers....

# The Rosy Cross

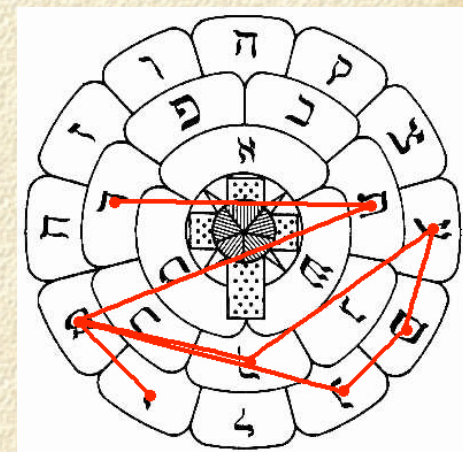
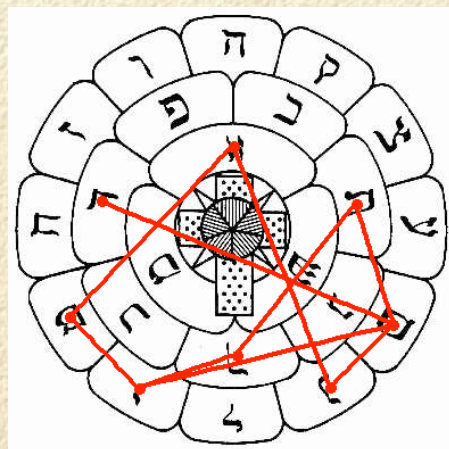
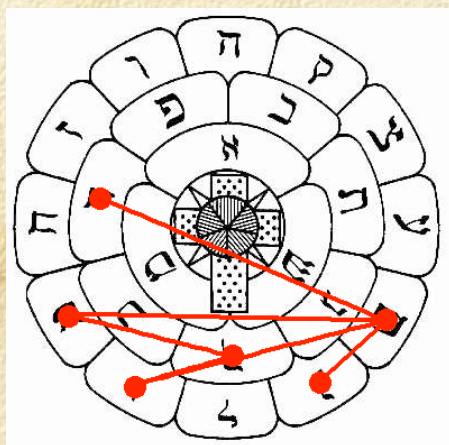
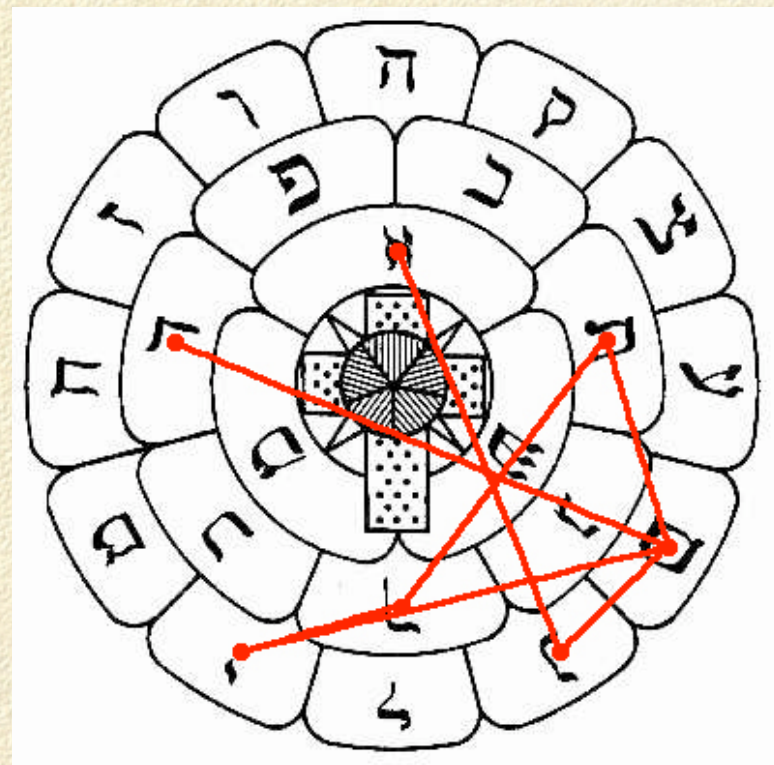




# Destroying Cincinnati, Golden Dawn style

---


Of course, given the difficulties of translating into Hebrew, it could also look like any of these:






# ‘Alternative’ methods

## Fingerprints: ‘beauty’



## Bibliomancy

‘beauty’ using Liber AL, I:24-26



And so many other possibilities!

A scattering of rune stones, starmaps, QWERTY or Dvorak keyboards, Ouija boards, some unique layout invented by you....

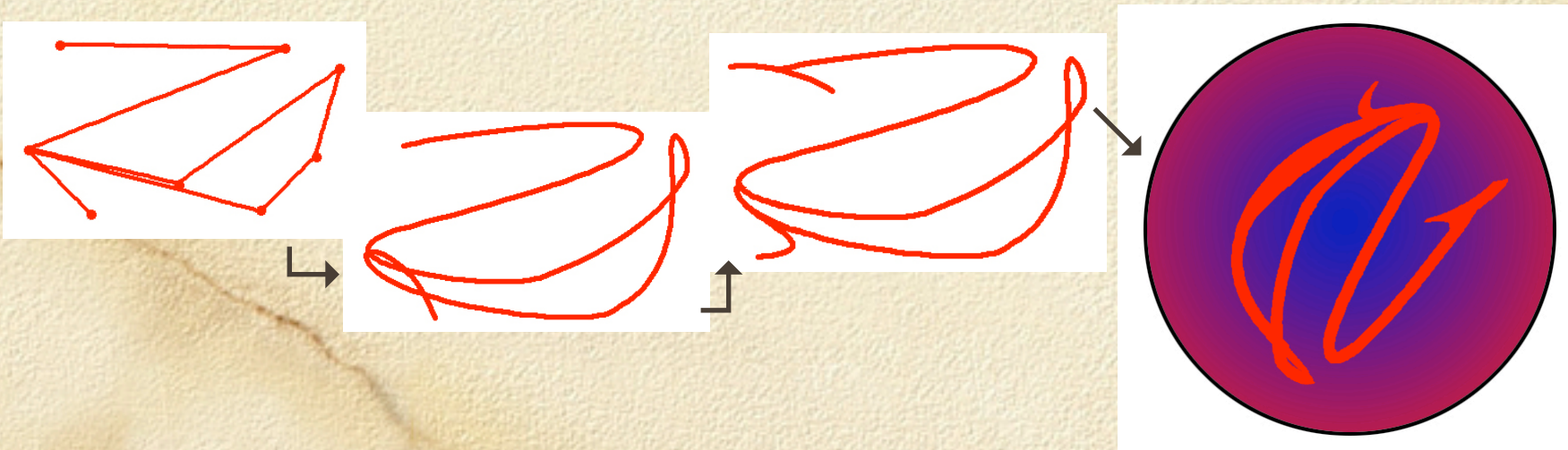


# Now comes the fun part!

---

You have the core symbol - now play!

- Curve the lines to get a more fluid symbol
- Add flourishes and individual tweaks
- Consider colors, borders, shapes, and backgrounds
  - (We'll talk much more about these next week)





# Time Check!

We'll do a demo if there's time.



# Next Week

---

- Color and shape theory
- Optical illusions
- Beating the “I can’t draw!” virus
- Aaaaaaand...

Create your sigil!

Because I know better than to assign actual homework, I will merely **suggest** what to do over the coming week:

- Consider what you’d like to make a sigil for
- Draft a ‘will-statement’, focus words, or starting symbols
- Start working on a core symbol