

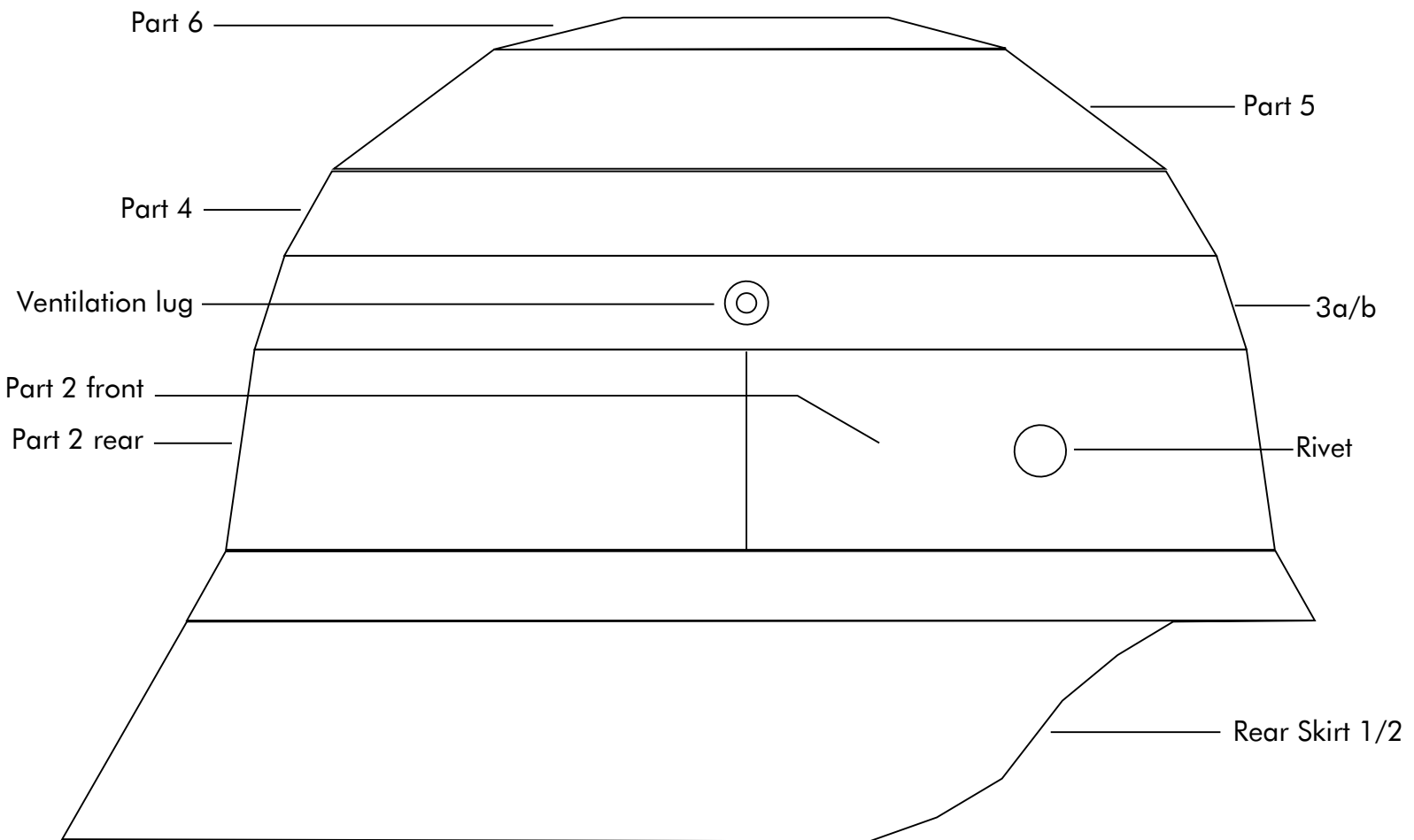



The Stahlhelm (lit. Steel Helmet) is probably one of the most recognizable icons of Reich-Era Germany. Since the end of the war, the Stahlhelm has found itself in the ranks of dark forces across the silver screen, including a *Galaxy Far Far Away*...

The Stahlhelm was designed by Dr. Friedrich Schwerd . Based on a lengthy study of headwounds sustained on the battlefield, Schwerd eventually came up with a helmet based on the 15th century Sallet. This helmet had a skirt that extended round the wearer's ears and back of the head, with a visor to protect the eyes. Thus, the iconic Stahlhelm was born. It eventually went through several revisions, with only minor changes made by way of small parts or metallurgical advances.

# Stahlhelm m1943

## Instructions






Visor

Rear skirt part 1

Visor  
(optional underside)





Rear skirt part 2


Stahlhelm part 1



Stahlhelm Parts 2 front



Stahlhelm Parts 2 rear



Place ventilation lugs  
on corresponding parts  
on parts 3a/b



Rivets go on corresponding  
parts of parts 2 forward



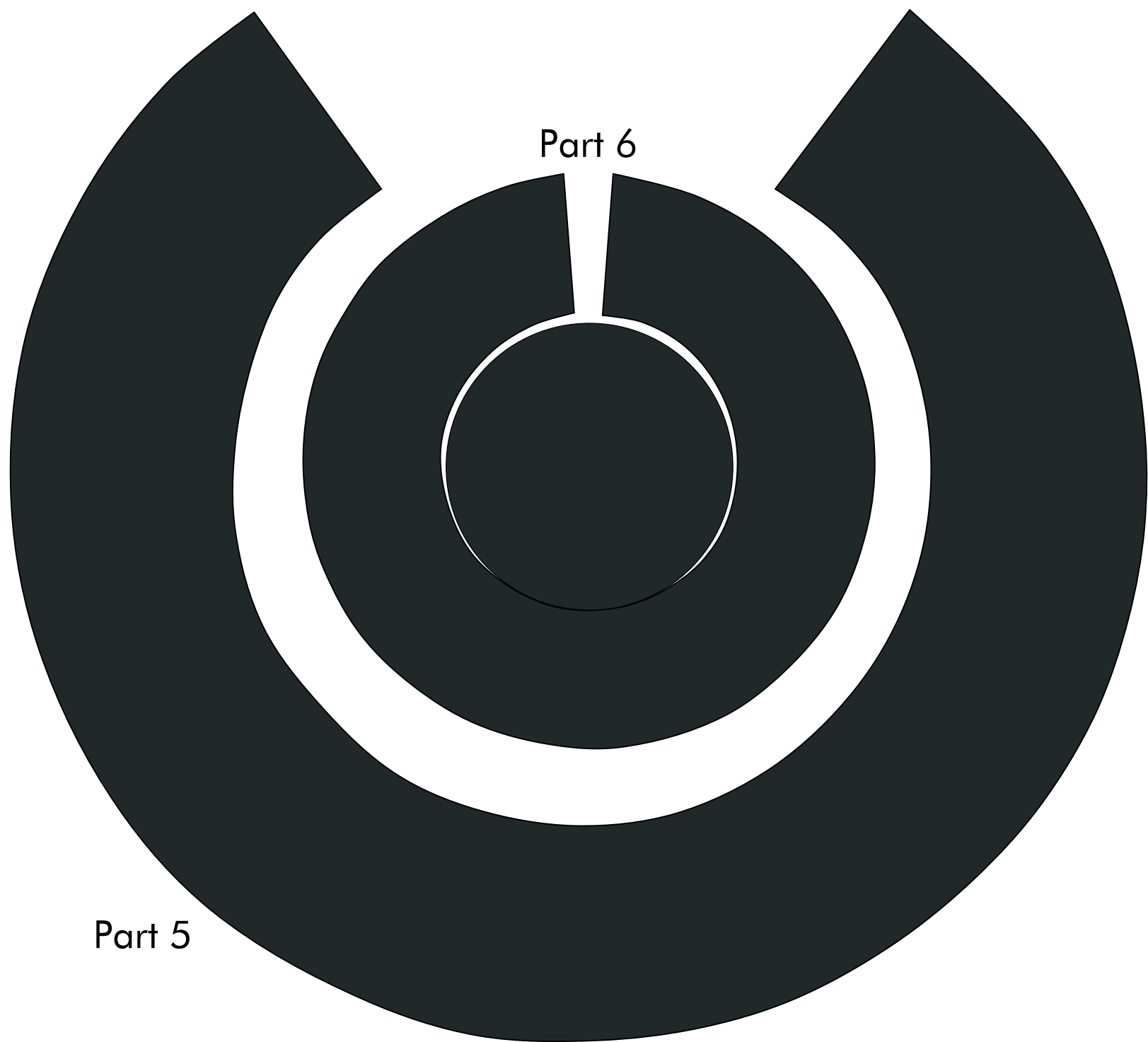
Parts 3a/b



Two thick, dark blue curved lines that sweep from the upper left towards the lower right, framing the central text. The lines are parallel and have a slight taper towards their ends.

Stahlhelm part 4






# Stahlhelm m1943

## Decals

### Waffen SS



Left




Right

### Wehrmacht



Left



Right

## Censored Decals

(They'll look like the real deal at a distance)

### Waffen SS





### Wehrmacht



## Vanilla decals

### Waffen SS



### Wehrmacht

