

# SPOTIFYUM

**“The easiest way to create **PREMIUM** Spotify accounts”**

---

## *Introduction*

---

Hello HF members, today I'll show you how to make premium accounts or upgrade normal accounts to premium of Spotify for free without any cost, also those accounts are not 30 day trial account and in the case they close your account or they close your premium status you can do the method again to generate another premium account (got friends that have been using this method 5 months ago and they still having their accounts Premium)

You can use this method to generate accounts and sell them or just for your own use.

---

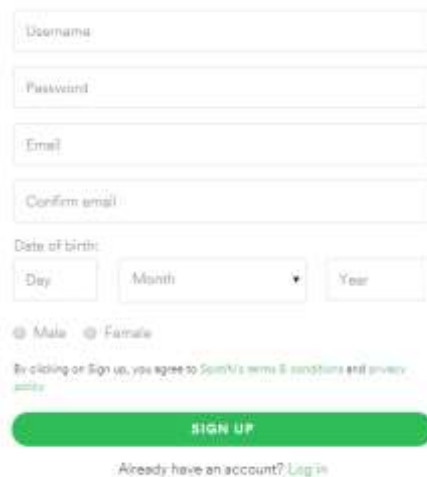
## Steps

---

First of all we'll head to Spotify website.

(<https://www.spotify.com/uk/>)

Once we're there we'll create a new account.

A screenshot of the Spotify sign-up form. It includes input fields for Username, Password, Email, and Confirm email. Below these is a date of birth section with Day, Month (dropdown), and Year fields. There are radio buttons for Male and Female. A line of text states: "By clicking on Sign up, you agree to Spotify's terms & conditions and privacy policy". At the bottom is a large green "SIGN UP" button and a link that says "Already have an account? Log in".

To be able to fill the email part we'll use Yopmail (its an email generator)

(<http://www.yopmail.com/en/email-generator.php>)

We'll see something like this:

### Random Email Address Generator

Note that all the accounts @yopmail already exist without any need to create them.  
Email Address Generator is not essential to use YOPmail. You can use any name of your choice.

Your autogenerated address:  
**zegugixaz-0208@yopmail.com**

Copy to clipboard by "mouse right click > Copy"

Check mails

ely use the above as your email address for signups anywhere. To check mails, check the above username at YOPmail.  
To let YOPmail remember your inbox each visit, do not delete YOPmail cookie.

We'll use the email that is generated on the registration spotify website.

The rest we'll fill it as we want **EXCEPT FOR THE YEAR THAT MUST BE 1950**

Sign up with your email address

lulako

\*\*\*\*\*

zegugixaz-0208@yopmail.com

zegugixaz-0208@yopmail.com

Date of birth

20 February 1950

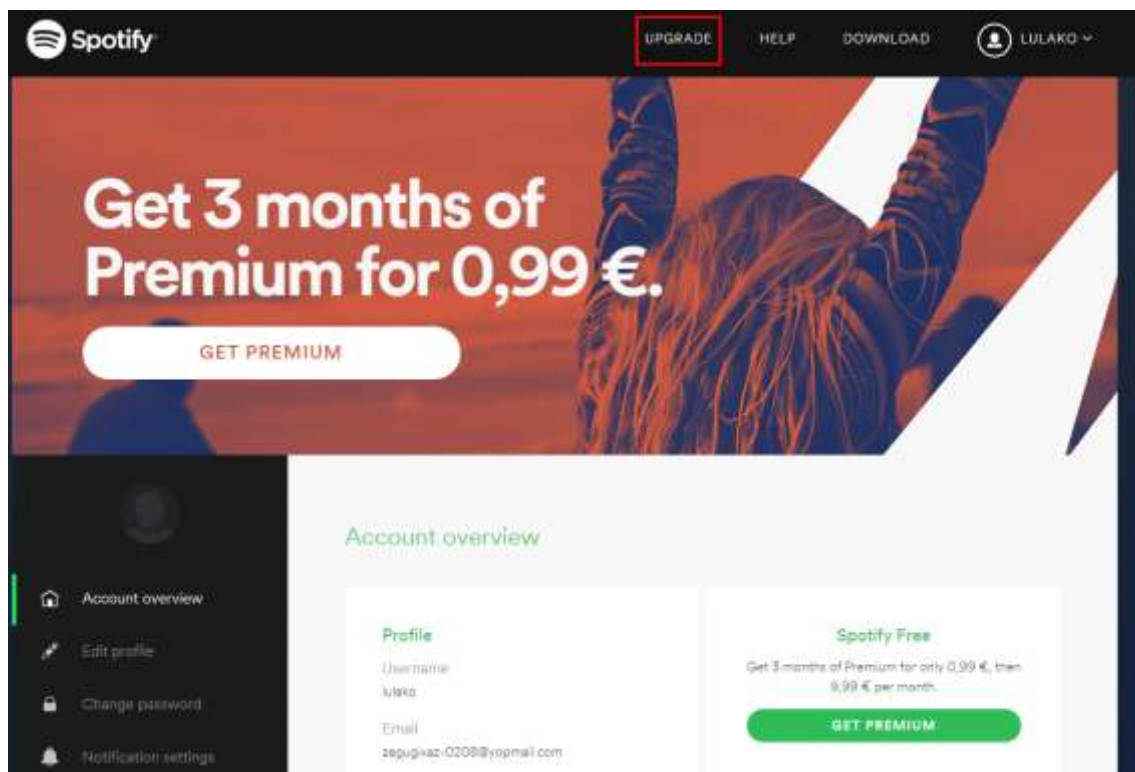
☒ Male ☐ Female

By clicking on Sign up, you agree to Spotify's terms & conditions and privacy policy

**SIGN UP**

Already have an account? [Log in](#)

Once we create the account we'll see something like this:



We will click on the Upgrade tab.




We'll be redirected to a payment website, we'll click on the PayPal payment option:


## Start 3 months of Premium for 0,99 €

9,99 € per month after offer period. Cancel online anytime you want.


- ✓ Play offline on mobile
- ✓ No ads.
- ✓ Skip any song, any time

**Card number**




**Expiry date** **Security code** 

Month  / Year

☐ I'm not a robot 

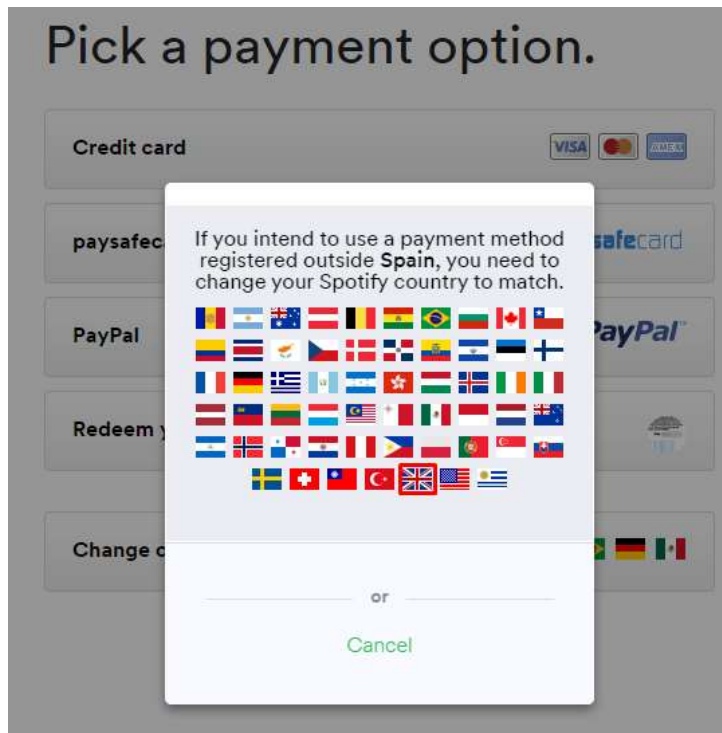
[Want to use another payment option?](#)



You hereby authorize Spotify to charge you automatically every month until you cancel your subscription. If you don't cancel your subscription before the offer ends (check your account page for details), you will automatically be charged the standard price every month until you cancel. Full terms and instructions on how to cancel are available [here](#).

**START PREMIUM**

Once we clicked on PayPal as payment method, click on change country and make sure that you are on UK (**IF YOU DIDN'T DO THIS THE METHOD WILL NOT WORK**)



Once you're on United Kingdom click on **PayPal** and **Continue**

You'll arrive to a PayPal site and you'll click on "**Create a PayPal account**"



Then we'll fill all with the following info:

**Country:** United Kingdom

**Card type:** Depends on what BIN you wanna use (I personally use visa)

**Bin 1:** 536360xxxxxxxxx mastercard

**Bin 2 :** 41472021xxxxxxxxx visa

Expiry date and CSC can be invented but I personally use the Expiry date that namsocgen brings me and I use 666 as CSC

To fill the card part we'll head to NamsoCCgen (<http://namsocgen.com/>), in my example I'll use the second BIN so you'll fill something like this



The screenshot shows a web form for generating credit cards. The following fields are highlighted with red boxes:

- Inserte su Bin:** 41472021xxxxxxxxx
- Formato:** CSV
- Fecha:** (checked)
- CCV2:** (checked)
- Tipo Banco:** (checked)

**First Name:** Can be invented

**Last Name:** Can be invented

**Address Line 1:** Can be invented

**Town/City:** Make sure you fill it with **LONDON**

**Country:** Select **LONDON** also

**Postcode:** 5W12D

**Telephone:** Invent the numbers but it must have 10 numbers

**Email:** Invent the email (you can use the same yopmail email)

**Password:** Choose the password you want

So you should have something like this (it don't have to be the same creditcard, the remarked on red things are the important ones):

The screenshot shows a payment form with the following fields and values:

- Country: United Kingdom
- Card type: Visa/Delta/Electron
- Card number: 4147202188406548
- Expiry date: mm: 02 / yy: 17
- CSC: 666
- What is this? (link)
- First name: julia
- Last name: mumi
- Address line 1: jurn
- Address line 2: (optional)
- Town/City: London
- County (optional): London
- Postcode: SW12D
- Telephone: 6540852354 (with a red arrow pointing to it and the text "10 numbers")
- Email: jumanji30@gmail.com
- Choose a PayPal password: 8 characters minimum
- Re-enter password:

Once you have filled all this with correct information click on **Continue**

Then you'll see a message saying "We were unable to verify the billing address for this card. Please enter the billing address associated with this card."

Just ignore it click on **Agree and Continue** and...

**BOOM**



You will not be charged until after your trial expires on 28 June 2015. Cancel online anytime you want.

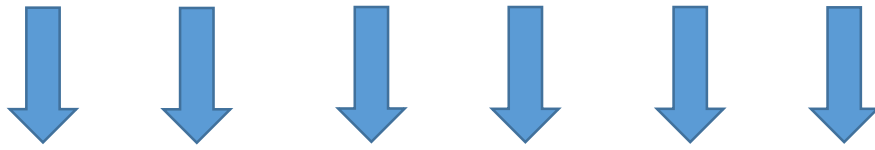
Product:	Premium
Order number:	40365617067078
Date:	29 May 2015
Price	£9.99 including tax per month after trial.

A receipt will be sent to your email.

COPYRIGHT © 2015 Igna700[2360425], Creator of Spotifyum (By having this ebook you agree with the ToS and you're agree that this ebook is property of Igna700)



# READ PLEASE



Hope this method has been useful to you,  
**don't forget to give good feedback**,  
comment on the thread and hope you  
enjoy it :D

Thread:

<http://www.hackforums.net/showthread.php?tid=4828402>

Profile:

<http://www.hackforums.net/member.php?action=profile&uid=2699072>