

Setting up your Ebay account

Evanc Official

For this method you will need; An eBay account.

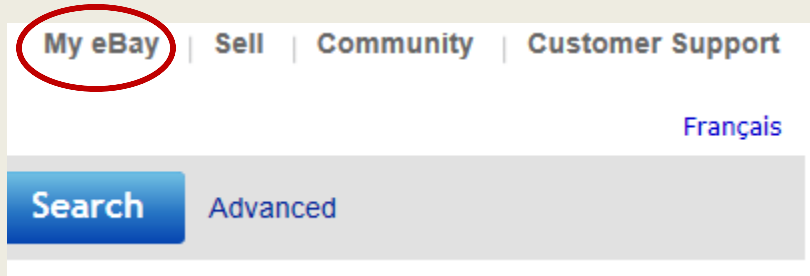


A paypal account is required for this method since we will be using ebay. If you have a previous account, I suggest creating a new one for this method or you can use your old ebay account and don't get the 21 hold from Paypal.

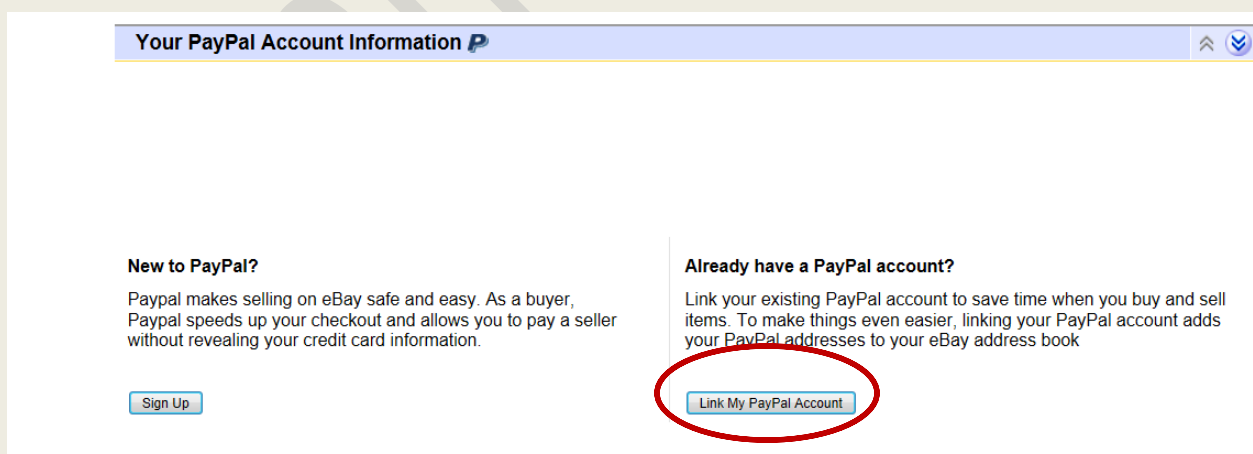
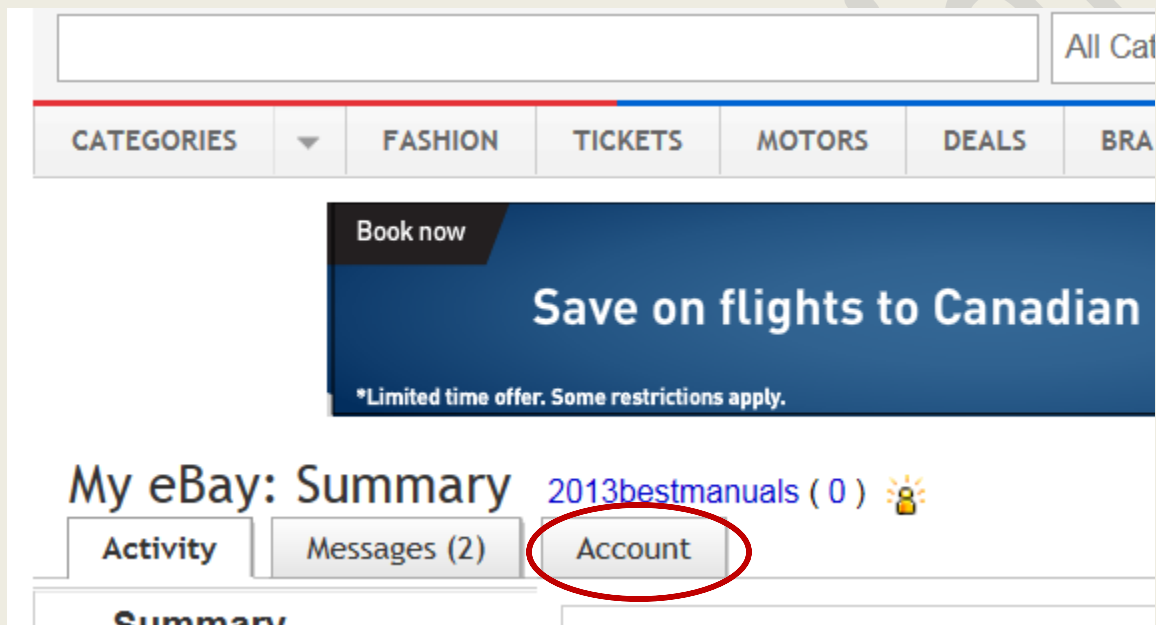
A screenshot of the eBay registration page. At the top is the eBay logo. Below it, the text reads "Hi! Ready to register with eBay?" followed by "It's your typical registration - it's free and fairly simple to complete." There are links for "Already registered or want to make changes to your account? Sign in." and "Want to open an account for your company?". The main section is titled "Tell us about yourself - All fields are required". It contains several input fields: "First name" (with a red error icon and the message "Enter your first name"), "Last name", "Street address" (with two sub-fields), "City", "State / Province / Region", "Postal Code", and "Country or region" (a dropdown menu currently showing "Botswana").

Make an ebay account with the exact address and phone number as your paypal account. You have to link your paypal account. Go to

My ebay



Go to my account



And then go to paypal and link your ebay account. You also want to recheck that your ebay account is really link to your paypal(go to paypal folder for instructions on how to check).

EvanC Official