

YOUR TICKET TO AN ONLINE FORTUNE!

"Thank you very much for purchasing this fantastic eBook; you are now a step closer to your online earning success!"

Earning and income disclaimer:

This eBook was brought to you with the only intention to help you as much as possible to make you a steady income of \$200 a day; we have heard very good words from previous people who had special access to this method. This method was highly successful for me too and now it's my main income provider. Nevertheless, I cannot give you a full guarantee that you will earn this amount, but being unable to give you a guarantee, I will give you full assistance and coaching if you are unable to earn within two weeks. You will get familiar with the assistance by the end of this eBook. Thank you for understanding!

On the next 23 pages, I will personally show you how to make over **\$200 a day** in less than a week with a brilliant money making method which involves creating *mobile websites* for selected businesses. Best of all, this money generating method doesn't require a special skill for creating such websites!

I have been performing this marvelous method for years and I reached the \$200 a day milestone in my *first week*. I was a total newbie at the business and I had no one to guide me through the process. Imagine how much you can make with this method now that you have purchased this eBook!

What makes this method so special is that it is perfect for both, the newbies and the experts. It requires **no investment** from your side at all! All the expenses are covered by your clients' payments, so basically, all you have to invest is a little time and effort at the beginning while you're new to the business.

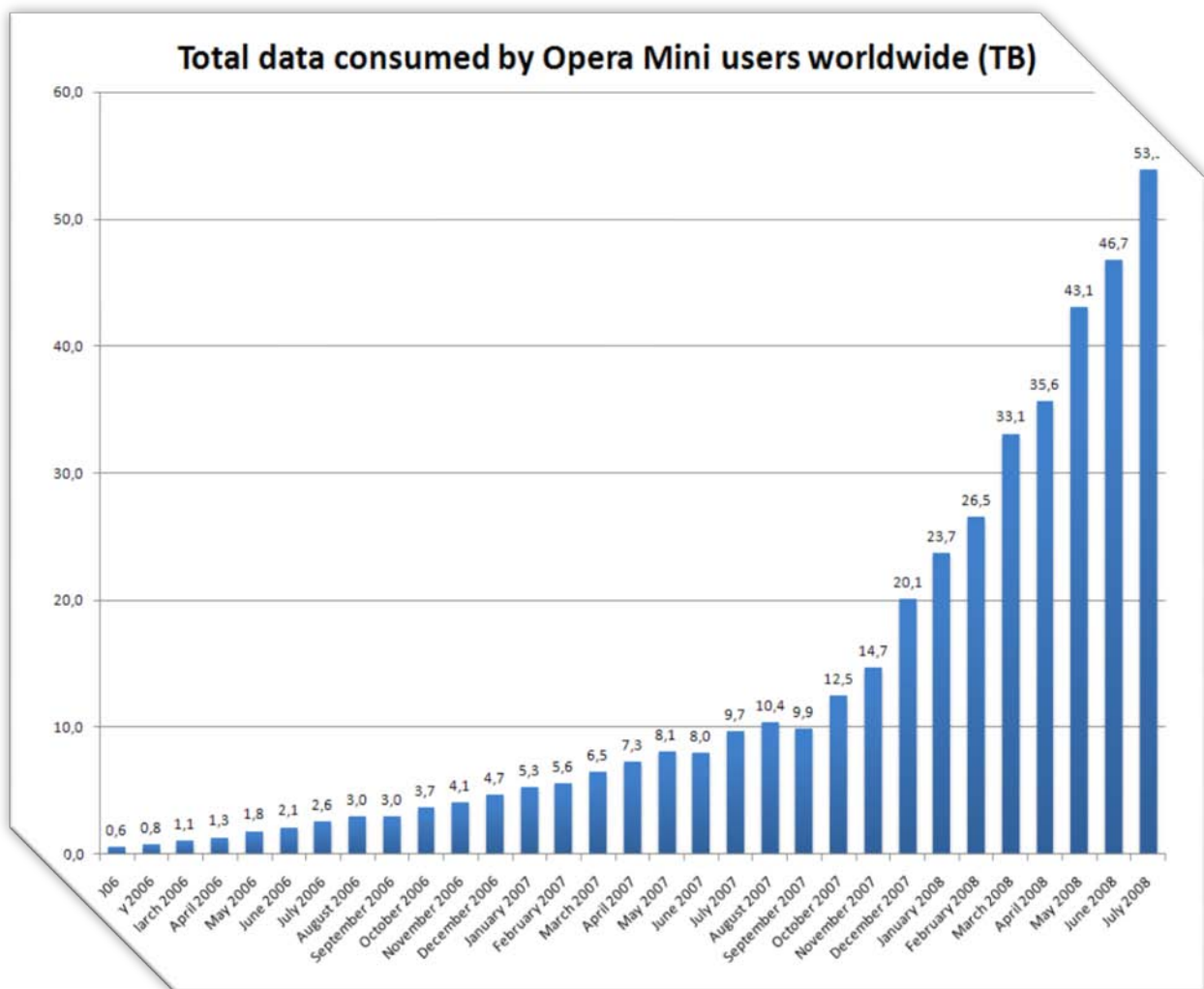
This method has the ability to make you a living online if you go through my easy-to-follow instructions. Now, if you want to succeed, make sure to read every single word of this eBook carefully! Let me begin to explain to you the method thoroughly, so that you can have a clearer idea of what you are going to deal with.

What Makes This Method Successful?

As mentioned previously, this fantastic way of earning you a living online involves making mobile websites for various businesses which already have their websites but which are not designed for performing on mobile phones as well.

Now, let’s briefly discuss why having a mobile-friendly website can help a business. The number of mobile internet users is rapidly growing. There are no exact figures on the users of mobile Internet, but analysts believe that by the end of 2010 the number of mobile Internet users will reach **1 billion users** or more.

The major websites, such as *YouTube*, *Facebook* and *Yahoo* already have their website specially made for mobile use. In top of that, *Google* alone has developed a special search engine just for mobile Internet. All this can serve as a proof that mobile Internet is taking the market!



Another prediction says that by 2012, the number of Internet capable mobile phones will be equal to the number of the people on Earth. China alone, as of June 2009, had **155 million users** of mobile Internet. As you can see, the picture above shows the mobile Internet growth until July 2008. Just imagine how much it must have grown until now!

You don't believe these figures? Well, I didn't believe my eyes at first, either. Take a look for yourself in here: http://en.wikipedia.org/wiki/Mobile_Internet_growth

Apart from all this, it is also important to discuss who uses mobile Internet the most. The answer to this question would probably be that the biggest number of mobile Internet users are the busy people who use Internet on the go. Tourists also use mobile Internet very much, and while traveling to a city, they use their mobile phone to connect to the Internet and search for hotels, restaurants and other places of interest. This is one of the major reasons why businesses such as hotels or restaurants need a good website for mobile devices.



The Genius Method Explained

As said previously, this method includes making mobile websites for various business owners who already have a website for PC but not for mobile phones. You will be making the mobile websites and it's extremely easy to do them, I will explain it to you later in details. Firstly, your only preoccupation should be getting clients. This normally is hard to do, but I will present you with a wonderful, effortless way to get tons of clients everyday.

In the meantime, the number of business owners who seek for a mobile website is pretty high, so this will be a very profitable business. Nevertheless, you won't be looking for already interested business owners who have thought of mobile websites. In the contrary, you are going to approach business owners who haven't heard much of mobile websites and you will ask them if they need a mobile website.

You will outline them the true advantages of why having a mobile website can help their business and with my help, you will write an e-mail to which they can't say no. You will develop the website easily following my instructions and you will make plenty of money this way! If you devote enough time to this method, I am telling you that it can make you a living online!

As all other make-money-online methods, only the beginning of implementing the method might be hard to you. It might be hard until you get used to the method and I am telling you that on your first week you will most certainly make your first sale! And only one sale will bring you about **\$200**. Imagine if you're making ten sales a day, which is also easy!

Best of all, at the end I will show you how to make this earning method completely *auto-pilot*! By auto-pilot I mean that you will get some people to outsource you and they will all handle the work, which involves getting the clients and building the mobile websites. Your outsource people will get a pretty small share, while you will get the big bucks when all you do is nothing!

How Much You Will Charge For Your Service

First of all, let's discuss the price that you will charge to create a mobile website for your customers. A simple mobile website takes less than an hour to develop and the whole development process is done online on a PC. It normally costs \$12 a month to host the website and you will charge this fee to customer directly and each month.

However, what we are doing here is creating a price for developing the website. This is the price that you charge for your personal services. There are people who charge as much as \$500 for developing a mobile website but we're going to stick with more down-to-earth prices. I have started charging people \$197 and throughout all the years I've been on this business, I've never changed the price. It's affordable, realistic and very profitable.

You might even try charging \$300 and you'll still have a lot of costumers lining in for you, but it's always better to start off this business with a price close to \$200. You can even make it more appealing, such as \$197, which is a proven way to make your costumers think less of the price. On the whole, pay close attention to this matter, this can either make you or break you. Get to know with your competitors and your price. All in all, \$200 seems more than reasonable.

Why are we charging this much for a simple, one-hour job? The answer is simple, not all business owners have the time to devote to such small details. There are even clients who will think you're doing a favor to them, and you are! For you, this is just like a dream job getting paid \$200 an hour for so simple assignments.

Still, there is yet another fee that you will have to charge your customers monthly. It's the hosting which the mobile website requires. It costs you \$12 but I normally charge my clients \$15 in order to cover the transfer fees. You may also offer one free month of hosting and you can easily cover that with the payment of \$200, but in order to have a pure profit, I usually charge my customers \$15 every month.

Aside from that, I also offer my customers an optional service and that is website maintenance. This is indeed a good way to make more money and what your customers usually ask in return for the maintenance may be a few changes to the website every here and then. Now the price is totally up to you, but I usually charge \$80, and in fact, it's a big money maker compared to what you will have to do. And bam! You've just solved yourself a pretty big problem.

Making the money

This whole money making process can be done in two very simple steps. Step #1 involves spotting clients for your business and contacting them, while step #2 involves creating the website for interested costumers. I will explain each of these steps in details.

STEP 1: FIND POTENTIAL CLIENTS AND CONTACT THEM

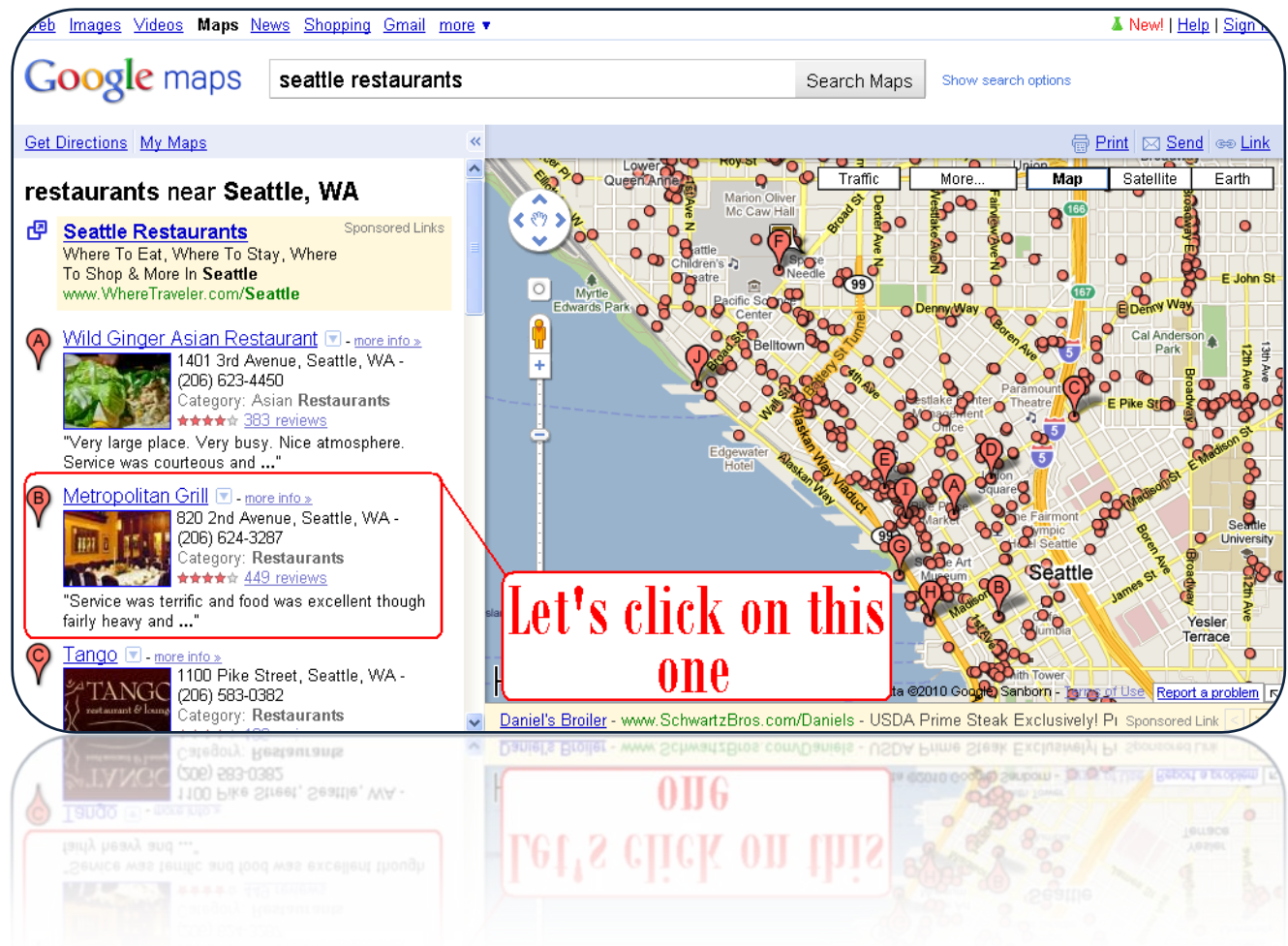
Most people who are into selling products or services think that finding a client can be extremely hard. It does take some energy and some time but in your case it's much, much easier to get clients, especially if you use a developed a strategy which I will demonstrate to you carefully.

What is so good about this case is that most companies that run a website don't have their website specifically developed for mobile use and most people you will contact might be interested in getting it done. You may get a few clients if you contact large local companies and ask if they want their website developed for mobile use, but this is not a steady way to get clients. However, that is also worth a try because the interest for mobile Internet websites is constantly growing.

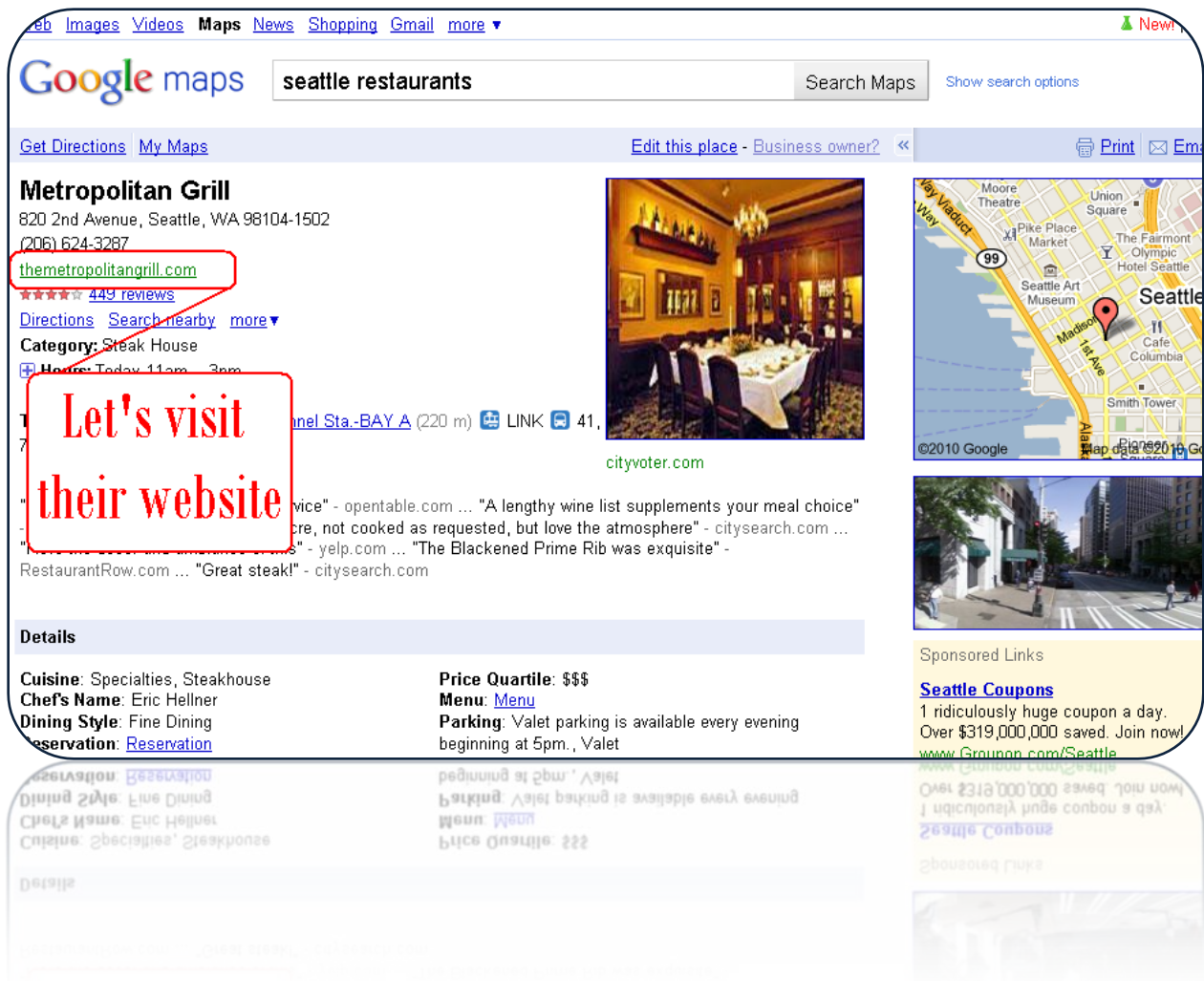
However, the strategy I am going to show you is brilliant and it will probably get at least *1-2 clients a day* and each of them will bring you massive profits. This strategy involves e-mail marketing and is very effective. Basically, e-mail marketing is finding some potential clients, getting their e-mails and sending them an e-mail where you tell them about your services.

The first thing you would want to do here is to find the potential clients. In other words, a potential client is anyone who has a website but it is always more effective if you contact business owners, because they want to expand their business even on the mobile Internet field. Developing a mobile website will be beneficial for both, you and them. For them it is advantageous because that way they will get clients who browse the Internet on mobile, while for you the benefit is clear, you will earn money.

Finding a client is pretty easy, and on this strategy we will use our good old friend Google to get some potential clients. You will use Google Maps to find certain businesses in certain areas. The keyword you are going to type in Google Maps will be made up by 'area & business' for instance, 'Seattle restaurants'.



And this is what our search has returned us. Wow, there are a lot of restaurants in Seattle; it's a great city by the way! Okay, we're going to click on the highlighted business and look into it. Click on 'more info', you can see it clearly next to the title.

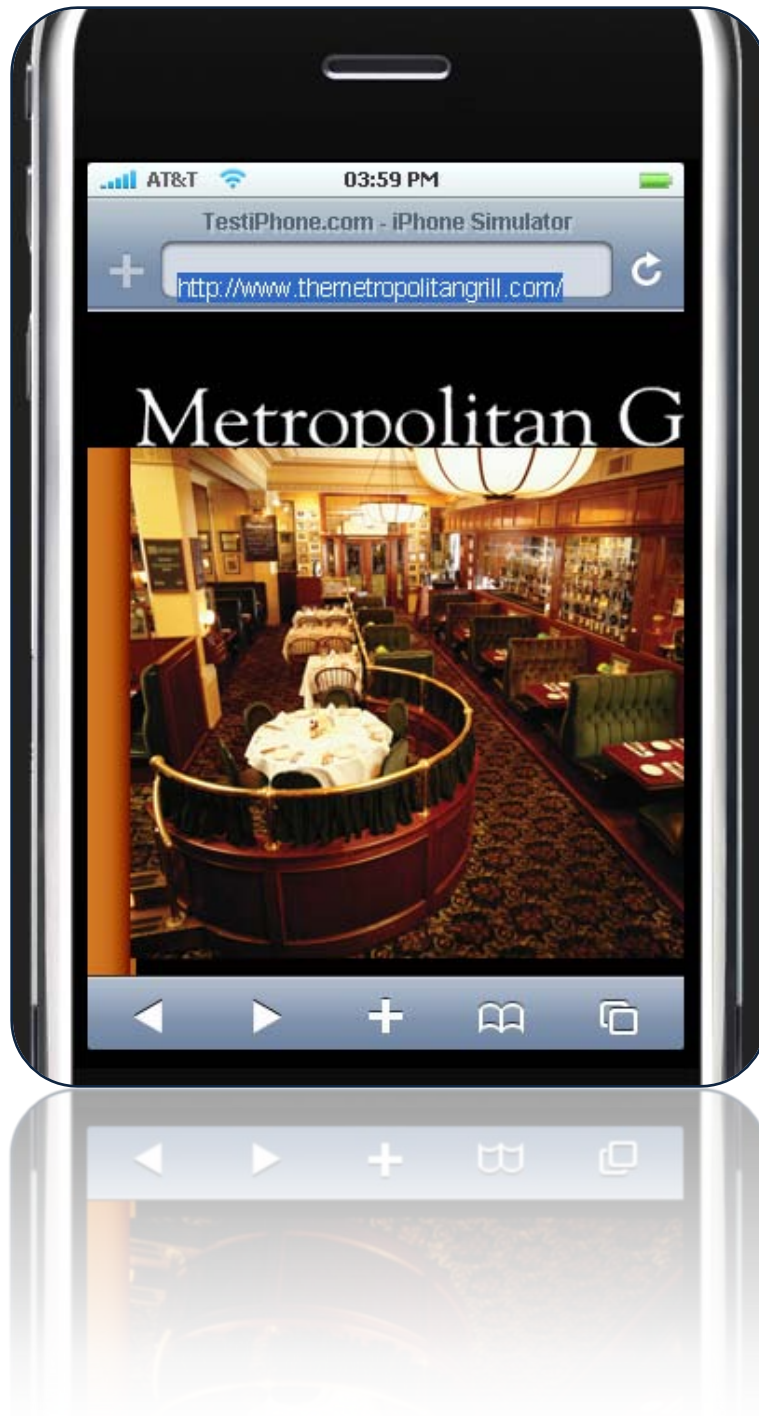


This is what showed up. Nice place they got there. I've been there and it's wonderful. Honestly, I could only afford the trip to Seattle with the money I made online from this method, but that was a long time ago. Okay, back in topic. Let's click on their website and see what it looks like on a mobile device.

To see what a website looks like on a mobile device, I use a free online tool that I call the 'Mobile Magic'. This is the website:

<http://testiphone.com/>

It's a pretty popular website and it will show you exactly what your website looks like in iPhone and it be perfect for our purposes. Now, let's check their website out:



Very beautiful website, but looks kind of ugly in mobile devices such as *iPhone*. If we contact them about creating a mobile website for them, we will be doing well for their business. A large number of people check out restaurants, clubs, bars etc. on the go, using their mobile device. Having a mobile-friendly website is the best thing that could happen to these businesses, so that's why we're going to approach the manager and offer him our brilliant services.

The screenshot shows the Metropolitan Grill website. At the top, the navigation bar includes links for HOME, RESERVATIONS, DIRECTIONS AND CONTACT, ABOUT, FOOD & DRINK, PRIVATE DINING, CRI EVENTS, PRESS & AWARDS, GIFT CERTIFICATES, COMMENT CARDS, and CRI RESTAURANTS. The 'DIRECTIONS AND CONTACT' link is highlighted with a red box and labeled 'Clicked this'. Below the navigation bar, the 'DIRECTIONS' section features a map of downtown Seattle and a list of directions from Interstate 90 West, Interstate 5 North, and Interstate 5 South. A red box labeled 'Copy that e-mail' points to the email address 'TheMet@conrests.com' in the 'CONTACT US' section. The 'CONTACT US' section also lists the General Manager (Joshua Anderson), Executive Chef (Eric Hellner), phone number, location, hours, and parking information. The 'Entree Price Range' is listed as \$17.95-\$42.95.

Metropolitan Grill

HOME RESERVATIONS DIRECTIONS AND CONTACT

ABOUT FOOD & DRINK PRIVATE DINING CRI EVENTS PRESS & AWARDS GIFT CERTIFICATES COMMENT CARDS CRI RESTAURANTS

DIRECTIONS

CONTACT US

General Manager: Joshua Anderson
Executive Chef: Eric Hellner
Email: TheMet@conrests.com

Phone: (206) 624-3287

Location: 820 2nd Avenue, Seattle, WA 98104 (2nd & Marion, downtown Seattle)

Hours: Lunch: Mon-Fri 11:00am-3:00pm
Dinner: Mon-Thu 5pm-10:00pm, Fri 5pm-10:30pm, Sat 4:00pm-11:00pm, Sun 4:00pm-9:00pm

Entree Price Range: \$17.95-\$42.95

Parking: Lunch: 2 hours of validated parking for \$5.00 weekdays at United Garage (entrance on Cherry St.) & 2 hours for \$8.00 at Cascade Garage until 1:30pm (entrance on Columbia St. & alley east of 2nd Ave.)
Dinner: Valet parking after 5pm every evening (\$8)

From Interstate 90 West
Connect to Interstate 5 North
Take the Madison Street exit
Left on Madison Street to 2nd Avenue
Head south on 2nd Avenue to Marion Street (1 block)

From Interstate 5 North
Take the Seneca Street exit (on left side of freeway)
West on Seneca Street to 2nd Avenue
Take a left on 2nd Avenue
Head south on 2nd Avenue to Marion Street (3 blocks)

From Interstate 5 South
Take the Madison Street exit
Left on Madison Street to 2nd Avenue
Head south on 2nd Avenue to Marion Street (1 block)

Click here for Mapquest directions

I searched for the **contact page**, which will be present in 99.99% of the websites, and I copied the e-mail. We're going to send an e-mail to the manager now. This e-mail has to tell about who you are, what you do and what you can offer. You should put in the spotlight every single advantage that mobile websites can have for business owners. You should put a lot of time on the e-mail because this is what you're going to get the clients with. This e-mail strategy is called *e-mail marketing* and hopefully, it will be very effective in your case.

Meanwhile, to help you and your business, I have already written you a wonderful e-mail which you can use for your e-mail marketing. All you have to do is to edit the parts that clearly need to be edited:

Dear Sir or Madam,

Please allow me to introduce myself, I am **YOUR NAME, SURNAME** and I come from **YOUR LOCATION**. I recently visited your website and I must say that I like it, the person who developed it has done a wonderful job. Nevertheless, I just checked what your website looks like on a mobile device and it does look unprofessional. Have a look for yourself here: <http://testiphone.com/>

By profession I am a mobile website developer and I offer my services to business owners such as you, in order to expand their business on the profitable field of mobile Internet. You probably may be wondering why you need a mobile website. Well, the answer is clear; most people who search for **BUSINESS** (*ex. Restaurants, bars etc.*) in your city, they do it while they're out and use their mobile phone.

As you could witness it yourself, your website on a mobile device is not that pretty but with my help, you can start getting tons of new clients. Not only that I will set up a mobile website for you, but I also will optimize it for search engines, so that your website shows higher on search engines results.

Now, regarding to the price, I can do all this for a reasonable charge of **INPUT PRICE** (*preferably around \$200*), and **INPUT PRICE** (*preferably around \$15*) a month to cover hosting fees. If you are interested email me back and I can have the site set up for you in less than 24 hours.

You can see examples of my work at **SAMPLE SITE**. *(You can leave this line out to start, but once you get a few sites up you'll definitely want to show examples. Or take advantage of the offer at the end for starting sample sites.)*

Please let me know what you think.

Sincerely,

YOUR FULL NAME

That e-mail is really something! It will probably get you a lot of clients, and all it needs is a few edits that are only necessary. You can work on your own e-mail, but it is better to use that e-mail in the beginning. Now, you should also understand that *not all people reply*. There are people that receive such e-mails all the time and they only ignore them.

The secret to success in this method is not to give up. After you've sent a few e-mails, at least some people will reply to tell you they're interested in your service! If they don't, keep on trying because believe me, the beginning might be a little hard until you get used to the method, but then, it becomes just a money making routine!

Now, let's assume one person replied. You've probably got yourself a client. If someone took the time to reply and asked you a few questions, then he's probably setting eyes on your services. You've just accomplished the first step successfully; it's time to move to the next step!

STEP 2: DEVELOP THE MOBILE WEBSITE

Now, believe me or not, this is the easiest step of all! This is what this whole method is about and it's extremely easy to do this! Please note that you don't need any special skill to develop a mobile website, all you need to complete this task is some time.

The time that this step needs is about **1 hour**! That's right, you're getting paid \$200 for a one hour job! This is **not**, in any way, taking advantage of business owners by overcharging them. Most of them don't have an hour to waste on a mobile website because they have bigger things to do. But a mobile website for them could mean a lot of big, huge profits!

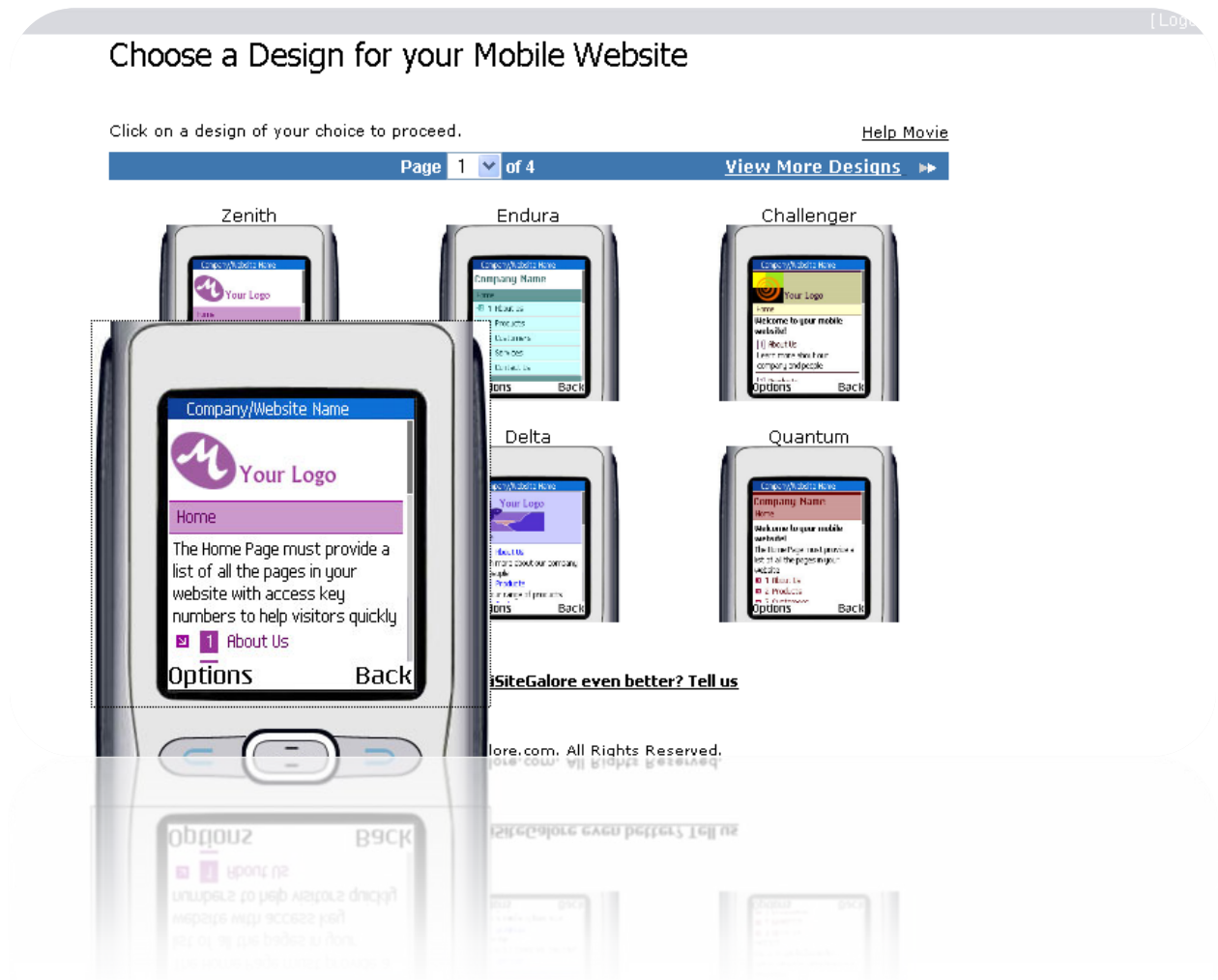
We're all set and we can begin the work. The first thing that we ought to do is to find a website where we can develop a mobile website. There are tons of them, but I would highly recommend you to use one of them, which is:

<http://www.mobisitegalore.com/>

This is what this fantastic website looks like:

The screenshot shows the MobisiteGalore website homepage. At the top, there's a navigation bar with links like 'Pricing & Packs', 'How it Works?', 'Features', 'Private Branded Solution', 'Partner', 'Help', 'About Us', and 'Contact Us'. The main heading is 'Build your own Mobile Website ... in minutes from your Computer or Mobile Phone'. Below this, there's a green box with a quote from Michael J. O'Farrell, Co-Author of 'Mobile Internet for Dummies', stating 'a truly revolutionary service poised to change the way we all use the mobile Internet'. To the right, there are award logos from CNBC, NASSCOM, and others. A central orange starburst says 'Plan Starts at \$7.99 per month'. Below this, there's a green button 'View Demo movie' and a blue button 'Try it Free for 15 Days'. To the left, there's a list of features: 'No technical knowledge required', 'Nothing to download or Install', 'Build with Mobile or computer', 'Guaranteed to work on any mobile phone', and 'Add Forms, Sell via mobile, Show Ads'. Below the list are flags for various countries. On the right, there's a section 'Also Available: Private & White Branded Solution' with a description and a 'Learn More >' link. At the bottom, there's a 'Live Websites' section showing mobile phones displaying websites, and a 'MobiSiteGalore Featured on' section with logos for CNN, NBN, and The Times of India. A red box with the text 'Click here' points to a link for more details.

We still have to pay for the hosting, but we will directly charge that to the business owner. Now let's start building a mobile website:



Pick one of the numerous designs that you can see. You can afterwards change the colors of the design, the header, footer and of course, the text in it. For now, just pick the design that looks the best.

BACK

NEXT >>

Change Color

Edit Header [?]

Edit Title & Footer [?]

Title & Footer changed!

Edit Title : Website Test! [?]

Edit Footer : © 2010. All rights reserved. [?]

APPLY CHANGES

NEXT >>

Website Test!

Website Test

Home

The Home Page must provide a list of all the pages in your website with access key numbers to help visitors quickly go to any page easily.

1 About Us

2 Products

3 Services

Here you can change the colors of the design, header, footer etc. The color doesn't matter that much, virtually all the colors seem nice. About the header, it's always for the best to upload the company's logo. If you upload the logo, it simply looks better.

Just type in a Page name OR click on a Name in the list below and then click on the >> button.

Business Page Names

- About Us
- Company
- Products
- Services
- Contact Us**
- Contact Us Form
- Enquiry Form
- Feedback Form
- Complaint Form
- Clients
- Testimonials
- News

Personal Page Names

- About me
- Friends
- Gifts
- Favorite Links
- Contact Me
- Contact Me Form
- Hobbies
- Interests
- Biography
- Gallery
- Clubs
- Child care

Page Names

>> Services

>> Products

>> Company

>> About Us

>> Contact Us

>>

>>

>>

>>

>>

SUBMIT >

Note: You can add, rename or delete Main pages [?], Sub pages [?] or Stand-alone pages [?] any time later.

Here you can add as many pages as you need. You can select some from the left or create your own. You should pay close attention to the pages, these one will be very crucial for a mobile website. You should also ask your client about what pages he wants.



This is a general preview of what the mobile website will look like. You will be able to edit the text and each page individually right after you sign-up for this service.

Fields marked * are compulsory

Your Profile Details:

* Your Name	<input type="text"/>
* Email (For forgot password)	<input type="text"/>
* Mobile (For forgot password)	<input type="text"/>
* Country	United States <input type="button" value="v"/>
Choose Language	English <input type="button" value="v"/>

Your Account Details:

* Choose Pack	Choose the Pack <input type="button" value="v"/> Compare Packs
User Name	<input type="text"/>
* Password	<input type="text"/>
* Re-type Password	<input type="text"/>
* <input type="checkbox"/> I agree to the Terms & Conditions	

Fill in correctly all the info. Now it's time to discuss about the packs. There are various packs available, to be more precise, there are *four packs*. These packs represent the hosting for the mobile website and these charge you a specific price each month. You will charge your customer every month in order to cover the expenses. Let's compare each of the packs.

Features	Starter Pack	Professional Pack	Advanced Pack	25-Web-Pack
Pricing	USD 7.99 / month	USD 11.99 / month	USD 16.99 / month	USD 98 / month
Maximum Number of Pages	5	20	Unlimited	Comes with 25 Advanced pack websites
Use your own Domain Name [?] (www.Yourname.com, etc)	✓	✓	✓	
Remove Powered by mobiSiteGalore Logo [?]	✗	✓	✓	
Website Building Features (Page Editor, Sub Pages, PHP Page support) Learn more	Basic	Advanced	Advanced	
Forms	Simple	Advanced	Advanced	
Marketing Features (SEO, Mobile Analytics, Auto-Redirect to PC Website etc) Learn more	Basic	All	All	
Monetize/Earn with Google AdSense & Admob advertising	✗	✓	✓	
Goodies and Addons (Click to Call, Audio & Video, Maps & direction) Learn more	✗	✓	✓	
Edit Website with Mobile Phones	✗	✓	✓	
Backup & Roll Back [?]	✗	✓	✓	
Sell Products Online - Mcommerce Features (Paypal, Bango etc) Learn more	✗	✓	✓	
Customer Support		✗	✓	
Web Hosting (Disk) Space	Forums	Forums and Email	Forums and Email	
Data Transfer / Band Width	2 GB	50 GB	Unlimited	
Email (Help configure your domain for Gmail)	10 GB	100 GB	Unlimited	
	✓	✓	✓	

The Starter Pack is the cheapest with \$8 a month but it really doesn't offer much. My favorite one is the **Professional Pack**, which is only **\$12** a month and it offers most things you need for a wonderful mobile website! First of all, it will let you optimize it for search engines, which is something you promised your costumers to do. It offers *maps* and *directions*, which is too essential for a successful business website.

It also offers the "Click to Call" button, once you press it, it will allow you to talk to the business owner directly. That's very good too! On the other hand, the *Advanced Pack* is \$17 a month and it offers not many more things than the previous pack.

After you make the purchase, it's all history. You will gain access to a dashboard where you can edit the page one by one. You also will have a button for *search engine optimization*. Generally, it takes about an hour to make such a website and you will earn **\$200** only for that! Well, I believe this also concludes the second step!

OPTIONAL STEP: MAKE THE EARNINGS AUTO-PILOT!

Now, this is an optional step but it can be extremely rewarding! This extremely quick step will show you how to make this whole process *auto-pilot* and it will take you a few hours to complete this step. What this step is all about is getting outsourcers, in other words, people who work for you to do the entire job.

In this case, you will have to get separate outsourcers; one or a few outsourcers will send that e-mail to several business owners every day, while the other outsourcer will build your mobile websites. There are many places to find these outsourcers, but I mostly use *oDesk* and *Freelancer* where you can get the outsourcers completely for free and there I usually get cheap work for great services.

Regarding to the first outsourcer, it is best to make his payment by share. For example, for every client that he brings to you, he would get \$50. To you, giving \$50 is really nothing compared to the fact that you won't have to do anything at all. You can hire several outsourcers at once to bring you more profit. You can hire 10 *outsourcers* at once, or 20 of them, you **won't have to pay** any of them until they make sales!

However, make sure to select your outsourcers very, very carefully. There are plenty of lazy people who try for a few days and then they quit e-mailing, and you certainly wouldn't want to be dealing with such people. On the other hand, the payment that you're giving them is also very reasonable because if he makes four sales, he can get \$200, but you'll get the rest!

Regarding to the second outsourcer, you need him to build your mobile websites. You can also get him on *oDesk* or *Freelancer* and you will pay him much less. You shouldn't mention that you're getting paid \$200 for the website because after some time he might ask for a raise. You can pay this outsourcer **\$10** for each website that he creates.

Again, this is **NOT** you taking advantage of the situation. He is getting paid \$10/hour for a very simple job, and in many places that is a great salary! You most probably will need only one outsourcer for this purpose, or maybe two, so make sure to pick this outsourcer extremely carefully. This outsourcer is much more important than the first outsourcers.

The second outsourcer doesn't have to be qualified for creating mobile websites, but preferably he has to be American or English native, or at least speak the language very fluently. He will be in charge of creating your websites so this outsourcer will be your most important employee, and he's getting paid well enough.

This concludes your earning on auto-pilot. The only thing you will have to do is get the information of your client from outsourcer #1, receive the payment from him, and show his info to outsourcer #2. So, you're getting all the fun and without no hard work at all!

Now let's calculate how much you will make on auto-pilot. Each sale will get you \$200. Let's remove the expenses from outsourcer #1 who will take \$50 for every successful sale. Now it's \$150. Let's also remove the expenses from outsourcer #2, who will take \$10 out of this. Now it's **\$140**. *You're making on autopilot \$140!* Sure, it's not as good as making \$200, but still, you're not working at all for this money! You will most probably have at least two sales a day if you hire 10 outsourcers. Two sales a day will make you **\$280!** Three sales will make you **\$420**.

After a few months, you can get as much as *100 outsourcers*. The best thing about this all is that you don't have to pay a single cent to your employees until you make profit yourself. 100 outsourced workers will get you at least 40 sales a day, and you're making **\$5600 a day**. So, think about this!

A QUICK RECAP OF ALL THAT HAS BEEN SAID

- ✚ This wonderful method can get you at least **\$200 a day** within your first week of work, and best of all, it requires **no investment** at all!
- ✚ This method involves creating *mobile websites* for business owners. You will contact the business owners, outline the advantages of having a mobile website and finally build their mobile website.
- ✚ It is believed that by the end of 2010 the number of mobile Internet users will reach *1 billion* or more.
- ✚ Each sale will get you around **\$200**. For you, it's extremely beneficial! For your customers, this price is affordable, realistic and reasonable.
- ✚ The first step is to find costumers. You will use *Google Maps* mostly to get the e-mails of some potential clients and send them an e-mail about your service. Many of them will reply to ask for more information.
- ✚ The second step is to build the website. It's extremely easy to do it and it requires no qualification, besides being devoted.
- ✚ You can make all your earnings *auto-pilot*. This means that you can earn as much as **\$140** for each sale without having to do ANY work at all. This \$140 per sale can easily turn to **\$1400 a day!**



The end is painful, I know! It's so hard for me to say goodbye to you, but I hope that you had as much fun reading this eBook as much as I had writing it! One thing I can tell you that after you have read this eBook, you are a step ahead of the others and this can be your ticket to earning a fortune online! I don't personally believe this method will ever get saturated; there will always be some people who will be interested in such services. I have been doing this method for several years and I'm now earning more than ever!

I also mentioned before that by the first week you should see your first sale. At least, I know that I did! Some people whom I showed this method got their first sale within an hour! Now, I'm not guaranteeing anything, but if you tried hard for a full week and didn't make any sale, I will personally help you make a sale. I don't guarantee I'll make you a sale, but I will definitely do all my best to help you!

Also, if you ever need anything at all, if you have any question or anything unclear about this method, or simply want to thank me for allowing you to lay hands on such a wonderful method, you can anytime contact me at:

admin@mediamega.info

Also, as a bonus I wrote a short document with tips such as which businesses to target, how to target them differently, and even other methods of getting potential clients. This method alone will earn you some money, but as with any market it is ever-changing. As yet another bonus, I will e-mail you all the latest tips and tricks and will keep you updated with information through my newsletter. *(I won't be spamming you or selling your information, I promise. I just don't want to rewrite this eBook each time new information surfaces).*

Upon subscription, you will also receive your free bonus document, which will help you make your first sale in much less than a week. Click the link below to subscribe:

[Subscribe Now](#)

That is all for now, hope to keep in touch with you.