

Hey guys,

Today I'm going to show you how to hack almost any MSN account. This guide has been posted by many people, however they all have some crappy version of it. This is the real deal, this is a E-Book on how to hack almost any MSN account! Please note, there is a large amount of social engineering that needs to be done. I will explain how. Note: There is a video.

Step 1:


Go to <https://support.live.com/eform.aspx?productKey=wlidvalidation>. Then press continue, and press continue again. Until you get to the page where it asks for the Contact Email Address. Put your email address where it says .

* Contact Email Address

(Please supply an email address where we can contact you now.)

@hotmail.com

.

 [Contact Email Address](#) → [Windows Live ID Account](#) → [Validation Questions](#) → [Thank You](#)

Contact Email Address

* - Required field

Please supply an email address where we can contact you now.

We will use this email address to send you a link you can use to access your private forum.

If we successfully validate that you are the account holder, we send you a password reset for your Windows Live ID account to this secondary contact email.

If the Windows Live ID you are trying to get a password reset for uses a Microsoft email account (i.e. @hotmail.com, @live.com, @msn.com), then you must provide a contact email that is different from your Windows Live ID account's email.

However, if the Windows Live ID you are trying to get a password reset for uses a non-Microsoft email account, and you can still receive email to that account, you may use that same email account as your contact email for the password reset.

If you do not have a secondary email address, we invite you to create a new Windows Live Hotmail account by clicking [here](#).

*** Contact Email Address**

(Please supply an email address where we can contact you now.)

Step 2:

Ok, now put your victims e-mail address where it says



* Windows Live ID Account

(Please supply the name of the account you trying to recover and log on to.

victim@hotmail.com

And then click continue.

[Home](#)[Sign Out](#)



All Products ▾

Account Password Recovery

[Contact Email Address](#) → [Windows Live ID Account](#) → [Validation Questions](#) → [Thank You](#)

Windows Live ID Account

* - Required field

Please supply the name of the account you trying to recover and log on to.

* **Windows Live ID Account**
(Please supply the name of the account you trying to recover and log on to.

[Terms Of Use](#) [Code Of Conduct](#) [Privacy Statement](#) [Trademarks](#) [Legal](#) [Acknowledgements](#)

© 2010 Micro

Step 3:

Now it will ask you for your victim's full name. Put the victim's full name if you know him/her personally. If you don't, if you're friends with him/her on MSN, click on the person's MSN profile and it should show their name. If you don't know their name, this is where social engineering comes in.

Example

* Full Name

* Full Name

Step 4:

It will ask you for the victim's date of birth. If you know the person personally, put his/her DoB. If you don't, check facebook, myspace, or any other social networking site for this person's DOB. If you still cannot find it, you might want to Social Engineer it by saying the following to your victim when talking to him/her.

You: "Happy Birthday!

Victim: "Huh?! It's not my birthday"

You: "Really? Isn't it PUT TODAY'S DATE HERE"

Victim: "Nope, it's VICTIM'S BIRTHDAY"

You: "Oh, how old are you turning?"

Victim: "X years old."

Example

Date of birth:

*** Date of birth:**

1/15/93

Step 5:

Next, it will ask you for the victim's

Country:

Skip to Step 8

State:

(if applicable)

Skip to Step 8 if

* ZIP or Postal Code:

Skip to Step 8 if

If you know it, then enter it. If you don't know it, skip to Step 8.

*** Country:**

United States

State:

(if applicable)

Minnesota

*** ZIP or Postal Code:**

56001

Step 6:

It will now ask you for the Victim's

The secret answer to your question:

I don't remember

Put I don't remember.

*** The secret answer to your question:**

I don't remember

Step 7:

It will now ask you for the victim's:

* Your alternate e-mail address:

(This is the alternate email address you stored with your account information and is not necessarily your contact email.)

Put the victim's email address in this space.

*** Your alternate e-mail address:**

(This is the alternate email address you stored with your account information and is not necessarily your contact email.)

Step 8:

Here is the somewhat hard part. It will ask for the Victim's IP Address. Now this really isn't hard if you have close contact with the victim, such as facebook chat or MSN or AIM chat. A good way of getting the victim's IP Address is to go to <http://whatstheirip.com/> and do what it says. Once the victim clicks on your link, you will successfully have their IP.

*** Your IP address:**

(List the IP addresses from each computer that you use to access your account. To determine your IP address, visit <http://www.whatismyip.com>. The numbers that appear at the top of this Web page is your IP address)

Step 9:

For those of you who didn't know your victim's Country, State, and Zip, in Step 5 we're going to go back to Step # 5. Now you have the victim's IP. Let's say it's 63.85.157.84 Now go to www.infosniper.net and search up their IP. You will get all their information which you will need for step 5 and 10. Now that you've got their country and state, put it in step 5. Sometimes infosniper won't give you their postal code. Then you have to search for their zipcode online by latitude and longitude.

IP Address	63.85.157.84	City	Mankato	Country Flag		DMA Code	737
Provider	Agribank	State (Code)	Minnesota (MN)	Latitude	44.1308	Area Code	507
Hostname	63.85.157.84	Country	United States	Longitude	-94	Postal Code	56001
Timezone	America/Chicago	Continent	America	TLD	US	GMT Offset	-6

Step 10:

Now it will ask you for their Internet Service Provider, which you found in Step 9. Put it in.

* Your Internet service provider:

Please complete

Agribank

Step 11:

Now it will ask you for their:

The names of any folders that you created in addition to the default folders:

Names of contacts in your Hotmail address book:

Subjects of any old mail that is in your Hotmail Inbox or mail folders:

If you know it, put it.

If you don't know any other contacts in the victim's email address, put smarterchild@live.com

For example, if your victim is interested in nba, gaming, and hacking, you can come to the conclusion that he'll receive mail from hackforums, nextgenupdate, callofduty.com, espn, nba.com etc...

For Windows Live Hotmail customers

The names of any folders that you created in addition to the default folders:

Names of contacts in your Hotmail address book:

Subjects of any old mail that is in your Hotmail Inbox or mail folders:

Step 12:

Next it will ask for:

Names of contacts on your Messenger contact list:

Your Messenger nickname (display name):

If you know people that your victim had on their MSN, put it. If you don't know anything else, put the same thing that you did for Step 11. For messenger nickname, put it if you know it. You can leave this blank.

Names of contacts on your Messenger contact list:

re.com, hshotx9@hotmail.com, msguy@live.com

Your Messenger nickname (display name):

Chris

Step 13

Nothing else is required/valuable. If you know anything else that it asks for, put it. Then click continue. Now they will give you a pin number to access a private forum just incase. Write it down. Then enter your PIN, and you can see the forum.

They should now send the MSN password in 24 hours. If they don't send it to you in 24 hours or less, visit the private forum.

Enjoy!!!

- Kidstand/Scooter

Video:

<http://www.youtube.com/watch?v=l7oWDvYgil0>

You can use either <http://www.s33.net/rec/create> or <http://whatstheirip.com/>.