



NEW MILLENNIUM POWER

Updating New Avatar Power for
a New Millennium

By Frater Mansfield

New Millennium Power

Updating New Avatar Power For a New Millennium

By Frater Mansfield

Copyright © Frater Mansfield

All Rights Reserved

Dedication

To Geof Gray-Cobb for giving the world a great Magickal system and to
my wife and children for putting up with me.

Table of Contents

[New Millennium Power](#)

[Copyright © Frater Mansfield](#)

[Dedication](#)

[Table of Contents](#)

[Introduction](#)

[What is Magick](#)

[Lesser Banishing Ritual of the Pentagram](#)

[Power Calling Ritual](#)

[MIDDLE PILLAR](#)

[BORNLESS RITUAL](#)

[DEE-HAY THOOTH EVOCATION](#)

[Beneficial Rituals](#)

[General Invocation](#)

[Invocation for Wealth](#)

[Invocation for Winning Contests](#)

[Chant to Bring Success](#)

[Chant to Bring Health](#)

[Chant to Excite Love](#)

[Incantation to Rekindle a Mate's Interest](#)

[Incantation to Give Power Over Others](#)

[Invocation to Give Secret Knowledge](#)

[Defensive Rituals](#)

[Defensive Armor Ritual](#)

[Occult Judo Ritual](#)

[The Spirit Sentry](#)

[The Theurgic Booby Trap](#)

[Invocation For Protection From Evil](#)

[Exorcism of Evil Spirits](#)

[Offensive Rituals](#)

[The Astral Bomb Attack](#)

[The Psychic Guided Missile](#)

[The Etheric Shrapnel Ritual](#)

[Attack Cancellation Ritual](#)

[Assorted Rituals](#)

[Visions of Power](#)

[Calling Your Magick Mentor](#)

[Using a Pendulum to Connect with the Source of Your Power.](#)

[Astral Traveling](#)

[Start The Magick Now](#)

[Bibliography](#)

Introduction

Like many of you, I was drawn to Magick at a young age. Unlike some of you, I wasn't the kid who saw spirits or could read a persons aura. I knew there was more to this world than I could perceive and I knew there was a way to interact with that other world. I dipped my feet in to many different flavors of the Occult. I studied different Wiccan traditions, Shamanism, Germanic Rune Magick, American Folk Magick, and a host of others. I eventually found the Western Magickal Tradition which includes practices like the Kabbalah and invocation of Goetic Spirits.

Western Magical is often referred to as Ceremonial Magick, and for good reason. It can involve long ceremonies including many props and often a number of different practitioners. Some common implements required to perform Ceremonial Magick include: the Fire Wand, the Water Cup, the Air Dagger, the Earth Pentacle, the Magick wand (not be confused with the Fire wand), the Magick Sword and Dagger (not to be confused with the Air Dagger), the Lamen, the Triangle of the Art and the Magick Mirror. This is by no means an exhaustive list. Many traditions call for even more elaborate setups with permanent altars and full temples.

Western Magick is also sometimes known as High Magick. This is in reference to the fact that it was mostly performed by the upper classes. Given the amount of equipment you need, you can see how this might not have been practical for your average peasant. These requirements often turn people off of Western Magick, and in many cases, Magick in general. In many ways, that was the case with me as well. I didn't have a lot of money to buy large crystals or fancy swords and I didn't have a space I could set aside as a temple.

However, I was committed to working with this other world I knew was out there. I continued to try to make some of the other traditions work for me with mixed success. But I recognized that the Western Magickal tradition, with its logical framework, was more suited to me then the more freestyle, intuitive styles of Magick. Luckily, I eventually found a book entitled The Miracle of New Avatar Power.

In the 1970's Geof Gray-Cobb, an English immigrant to Canada, published a number of New age books. He was a psychic and radio host who taught a very simplified version of Western Magick. His books were all made to seem as if they were newly developed systems or recently rediscovered ones. They were full of (probably) false testimonials about the amazing powers one could gain by practicing the rituals in the books. They were disjointed and had no real structure to them.

However, *The Miracle of New Avatar Power* was the gem amongst the rubble. It taught an effective system of Magick that didn't need hundreds of dollars of implements and require a full temple to operate. It consisted of a few preliminary rituals followed by short evocations to various spirit entities. It was unmistakably based on the same Magickal traditions employed by Aleister Crowley, Dion Fortune and the Order of the Golden Dawn but without all the pageantry. In a sense, it took the ceremony out of Ceremonial Magick.

In this book, I have attempted to provide you with an easier to read and understand version of the system developed by Gray-Cobb. For starters, I organized the rituals in a more logical order. By the time you reach the first invocation, you will have all the preliminary knowledge you need to start using Magick. In general, the rituals are as they appear in the book but I have added a few things to expand on some of the rituals. I have also tied some of the more recognizable rituals back to their more conventional forms. While the rituals that Gray-Cobb provides are workable by themselves, I felt a few rituals were important enough that they were worth doing in their entirety. I was, however, careful to keep the rituals brief and simple. Simplicity is one of the great strengths of this system and I would not want to take away from that.

What is Magick

Magick was once famously defined by Crowley as, “the science and art of causing change to occur in conformity with will.” In a literal sense, this makes any change you cause to occur an act of Magick. In many ways this is true, as you, a being of free will, have bend the external world to your desire. Crowley certainly believed this. In a stricter sense, this definition is most often taken to mean changes caused by non-normal ways. Donald Micheal Kraig

expanded Crowley's definition to, “the science and art of causing change to occur in conformity with will, using means not currently understood by traditional western science”.

This is a key piece of information. While Magick might be *supra-normal* it is not supernatural. Magick does not defy the laws of nature. Regardless of what some people may try to convey, Magick can not cause a gold brick to appear at your feet or levitate a car. There is a reason stage magicians use illusion to do what they do, it is virtually impossible to do what they do within the bounds of nature and therefore within the laws of Magick. Traditional western science may not understand the mechanisms yet but that doesn't mean they never will.

The way I like to think of Magick working, is the powers and entities involved give the future a little nudge in order to have things line up in a way that gets you the result you want. If you are looking for a raise at work, maybe the nudge comes in the form of a project that gives you the opportunity to shine or maybe the boss notices you going above and beyond your duties. Or it could nudge you in the direction of taking a closer look at an account. Magick could even work through someone else, such as giving the person above you a bump up so you can take her duties.

Some people worry that their workings may have unintended consequences. It is commonly expressed along the lines of, “What if I do a working for money and I get an inheritance? Does this mean I killed my relative?” My advice is not to worry about it. There are many ways to get money that are easier for a spirit than causing the death of another person. In my experience (and the experience of many, many practitioners before me) there are rarely any consequences that are truly bad. They may seem bad at first glance but often are simply the natural order of things. For example, if you have an aged, sick relative who is on their deathbed when you do a working for money, the spirits may decide waiting out the inheritance will solve the problem. You didn't cause your relative to die, the spirits just took advantage of that to solve a problem.

The main ideas here are probability and possibilities. It is often said that in an infinite universe nothing is impossible just highly improbable. The higher

the level of improbability, the harder it is to get the result. This is why people don't use Magick to win the lottery. The odds of winning the Superlotto in California (for example) are 1 in 42 million. While I won't go so far as to say you couldn't use Magick to win the lottery, even if you cut the odds in half (which would require an incredibly powerful ritual) you would still face 1 in 21 million odds.

This is why many successful magicians follow a habit of saying, “I need X to happen in order to Y” and leave the how up to the powers or entities involved. This allows them to use the easiest methods available to get you what you want. As we stated before, Magick is not supernatural, it must conform to the laws of the universe. By leaving the how up to the spirits, we up our chances of success.

Now that we have an idea what Magick is, lets talk about what Magick is not. Magick is not a pact with Satan. For one, not all practitioners of Magick even acknowledge Satan. Magick is practiced in all cultures around the world and, as such, use countless spiritual world views as their backdrops. Magick is not a religion. While many (if not most) religions have Magickal aspects, the practice of Magick is not, in and of it self, a religion. Western Magick typically has a Judeo-Christian framework that is heavily influenced by Greek, and Egyptian, thought and practices. However, there are other influences such as Hindu and Germanic occult teachings. Regardless of your personal spiritual beliefs, this will work for you because it doesn't depend on your belief. Finally, Magick is not evil. Magick is no more evil than a hammer or a knife. A hammer can bash a skull in or build a house, a knife can stab a person or butcher meat to feed a village. Magick is a tool and likely any tool can be used by good or evil people.

Before we get into the actual workings of the program, I want to explain what you might experience. Some of you may see and hear things. Others may get a feeling. Still other may feel little or nothing at all. All these experiences are perfectly valid. If you do the ritual correctly, you will get results. It is that simple. The entities involved don't care if you can see them. All they care about is what you did to get them there and what you asked them to do.

The rituals in this book use powerful words that have been used for

thousands of years. These Words of Power have worked for countless magicians over the centuries and that given them intrinsic power. Know they work regardless of your personal beliefs. Know that hundreds of other people have used these exact rituals successfully. You do not have to be some natural Magickal adept, I am certainly not, but you do have to put out the effort to follow the book and do the rituals correctly.

Lesser Banishing Ritual of the Pentagram

This is the first, and in many ways, the most important ritual in the entire book. Perform this ritual daily for best results.

Gray-Cobb provides a ritual to “ensure that nothing evil can come any where near you.” He calls it the Uncrossing Ritual To Banish Evil Influences From Any Source. Here is how to perform it according to NAP.

Stand up with your feet together. Close your eyes.

Put your left hand at your side, and raise your right hand to be pointing at the ceiling with your first and second fingers. Keep those two fingers together, and curl your thumb and your other fingers into your palm.

Say the Word of Power: AH-TAY

Now, bring your right hand straight down in front of your body and point at the floor between your feet.

Say the Word of Power: MALL-COOT

Lift your right hand, and point your two fingers at your right shoulder.

Say the Word of Power: VAY-GAY-VOO-RAH

Move your right hand and point at your left shoulder.

Say the Word of Power: VAY-GAY-DOO-LAH

Clasp both hand in front of your chest and say: LAY-OH-LAHM-AMEN

Say “In the Name that is above every other Name, I banish from this place all seeds of evil. I bind them as with chains and cast them into the Outer Darkness where they shall trouble not the Seekers of Truth.”

Repeat minus the final invocation.

Occultists know this as the Kabbalistic Cross ritual and it is part of a larger ritual known as the Lesser Banishing Ritual of the Pentagram, or LBRP for short. The LBRP is perform prior to Magickal works in order to spiritually cleanse the workspace prior to commencing a ritual. The LBRP begins and ends with the Kabbalistic Cross ritual so lets examine that first before we go into the full ritual.

Kabbalistic Cross

Cross significance

While most of us think of the cross as a Christian symbol, the cross has been used as far back as history records. The Sun Cross, or an equilateral cross contained within a circle can be traced back to Neolithic times in Europe and various permutations can be seen in diverse cultures such as 2nd Century Scandinavia, ancient India and pre-settlement North America. Often the significance of the cross is the dividing and ordering of given object. For example look at the Sun cross mentioned above:

 *Figure 1*

The Sun Cross can be used to divide the spirit in to 4 equal quadrants each holding an element. So one way of looking at the Kabbalistic Cross ritual is to bring order to your spirit prior to performing further rituals.

There is another part of this ritual which takes the next step of cleansing your working space. In this part you banish evil from your immediate area and call upon the Archangels to guard you. This is the part of the sequence which gives this ritual its name, The Lesser Banishing Ritual of the Pentagram. To perform this you need to draw a specific object in the air. This object can be seen in Figure 2.

 *Figure 2*

Here is a more complete version of the LBRP

Perform the Kabbalistic Cross as follows:

Stand up with your feet together. Put your left hand at your side, and raise your right hand to be pointing at the ceiling with your first and second fingers. Keep those two fingers together, and curl your thumb and your other fingers into your palm.

Say the Word of Power: AH-TAY (Atah)

Now, bring your right hand straight down in front of your body and point at the floor between your feet.

Say the Word of Power: MALL-COOT (Malkuth)

Lift your right hand, and point your two fingers at your right shoulder.

Say the Word of Power: VAY-GAY-VOO-RAH (Ve-Gevurah)

Move your right hand and point at your left shoulder.

Say the Word of Power: VAY-GAY-DOO-LAH (Ve-Gedulah)

Clasp both hand in front of your chest in a prayer position and say: LAY-OH-LAHM-AMEN (Le-Ohlam Amen)

Now to add on the Banishing the pentagram. At each step you will draw the Pentagram (beginning in the bottom left hand corner) seen in figure 2 as you intone the Word of Power.

Face East and intone YOD-HEH-VARV-HEH (YHVH)

Face South and intone AH-DOE-NAY (Adonai)

Face West and Intone EH-HAY-YAY (Eheieh)

Face North and Intone AH-GLAH (Agla)

Face east and say, Before me RAH-FAY-ELL (Rapheal) behind me GAH-BREE-EL(Gabriel) to my right MEE-KAI-ELL (Micheal) to my left OH-REE-

ELL(Auriel). For around me shines the Pentagram and within me shines the six rayed star (Visualize a hexagram).

Repeat the Kabbalistic Cross.

This is a simple and effective version of the LBRP. There are other more elaborate versions but this gets the job done quite well. If you wish to add some punch and you are good at visualization, visualize the Pentagrams as a fiery blue. This ritual effectively protects you against any evil entities or intentions. By drawing the pentagrams and invoking the archangels at each quadrant you are essentially putting up a barrier and really bad-ass bodyguard at each entrance. Now that we have cleanse your working area and set up protections against any future interferences, we can begin to focus on the rituals needed to raise power and make changes. The first of these is called the Power Calling Ritual.

Power Calling Ritual

This ritual was the main part of Gray-Cobb's New Avatar Power System. Accordingly, he called this the New Avatar Power Ritual and it precedes every evocation in the book. The purpose of the ritual is twofold. First, it is a ritual in which you call out to universe and inform them of your intentions, you also call on an entity to assist you in your further evocations. The second purpose is to help you enter an altered state of mind through a very simple self hypnosis script.

In the beginning of the ritual you call out to the spirits and state your purpose using the Hebrew Words of Power NAH KAR YOD HAY VARV HAY. Basically this means “To recognize God”. NKR meaning to recognize and YHVH being the Tetragrammaton or the “unpronounceable name of GOD. Hence the ritual begins, I state my purpose to recognize GOD. This informs the spirit world of your noble purpose and divine connection. At least, that is the traditional explanation. The important part to remember is that NAH KAR YOD HAY VARV HAY are Words of Power that have become powerful in their own right.

Words of Power have power regardless of how their history or meaning interacts with your world view. Also Gray-Cobb took this system from a primarily western, that is to say Judeo-Christian, Magickal tradition. As I stated in the introductions, this does not mean you have to believe in the Christian or Jewish God for it to work. GOD, in this case, is not a bearded man in a white robe sitting on a cloud. GOD is the universal energy that drives life and however you want to define that is up to you.

If any of you have read New Avatar Power, you may notice I changed the pronunciation slightly. According to Damon Brand, this pronunciation produces stronger results. As I use some of his rituals in my other practices, I have decided to keep my pronunciation the same to simplify things. Feel free to use Gray-Cobb's original pronunciation of ANKAR-YOD-HAY-VAW-HAY if you desire.

The next part of the ritual is a basic self hypnosis script. It follows a gradual relaxation method and is used to put the mind and body in a state conducive to spiritual practice. In fact, this is why I switched this ritual to the second phase. When I started, I would do this ritual would get nice and relaxed, then stand up and start doing also sort of movements during my LBRP. This would recreate tension and undue a lot of the work done in the basic ritual.

The final aspect is calling on Arzel in order to assist you in your rituals and evocations. There does not seem to be a consensus who Arzel actually is. Damon Brand thinks he may be a version of Raziel, the angel and “Keeper of the mysteries”. Regardless, calling on Arzel greatly enhances your ability to make contact with the other entities in the book.

A great way to use this ritual is to record yourself on a tape recorder (or smart phone app) and listen to this each time you conduct a ritual. Remember to sing out or vibrate the Words of Power and Angel names. Otherwise, speak slowly and with a monotonous voice. Where you see three dots, that means to pause of a breath or two before continuing. This should take you no less than 2 and a half minutes to get through. 3 or 4 minutes is better. Here is the complete Power Calling Ritual.

I am beginning the Power Calling Ritual. I call on the Inner Planes to

witness. I state my purpose thus: NAH KAR YOD HAY VARV HAY.

I begin to wind down, to let go and be rid of all the tensions of my body.

To let my muscles relax, unwind and let go.

The tensions are beginning to drain from my body. Soon, a gradual heaviness will start to weigh down my thighs, my arms, my hands, my feet, my legs, my body.

My muscles unwind and let go. All my muscles are relaxing, unwinding and relaxing.

Very soon I shall feel the unwinding, the letting go. Unwinding and letting go. Unwinding. Letting go.

Deeper and deeper...letting go...unwinding and letting go.

The tensions drain from my muscles and they will soon become loose, letting go, relaxing and unwinding.

Noises round about me will drift into the background. I shall feel the relaxing, the letting go, the unwinding.

Breathing easily and deeply. Easily and Deeply. Unwinding and letting go...drifting into the peace and serenity of complete relaxation.

And as my body unwinds and relaxes, so I enter the peace and quiet, where only these words have meaning, and nothing else disturbs me.


Letting go...unwinding...letting go...unwinding...relax...relax...relax...let go... let go...let go...relax...relax...relax...let go...let go...let go.

I call on Thee, Mighty Arzel (AR-ZALE), who stands in the East, to assist me in this and all my ventures. I know now that my Power is flooding to the surface.

You have now put your self in the correct frame of mind to begin your Magickal practice. Now is a good time to spend a couple of minutes meditating on the purpose of your ritual as you relax further. Once you have your goal firm in your head and are sufficiently relaxed, it is time for the power generation phase of the ritual. This will be done using what is known as the Middle Pillar ritual.

MIDDLE PILLAR RITUAL

The Middle Pillar Ritual is a staple of western Magickal systems. Its purpose is to draw energy from the universe and infuse your spiritual body with power which can then be released to power the ritual. The Middle Pillar refers to the central or middle Sepherot of the Kabbalah or Tree of Life. The Tree of Life can be seen in figure 3 below. These spheres or Sepherot correspond with energy centers in the body, what are known as chakras in Yoga and Hindu mysticism. The placement of these energy centers can be seen in figure 4.

 *Figure 3*

 *Figure 4*

During the ritual you will draw down power through each energy center as you intone a Word of Power. As you draw the power down into your spiritual body, you may begin to feel sensations or emotions. I feel a tingling going through my entire body that gets stronger and stronger as I get closer to completing the ritual. You may experience strong emotions, or even visions depending on your personal sensitivity. Once this is complete you will move into the second half of the ritual which is known as the Circulation of the Body of Light, which Gray-Cobb split into two rituals, the New Avatar Power Circulation ritual and the New Avatar Power Fountain ritual.

The Circulation of the Body of Light, is a ritual where you take all the energy you have gathered during the Middle Pillar and move it around to ensure you cover your entire “Body of Light”. Your Body of Light is another way of saying aura or astral body. This helps ensure your entire spirit is energetically balanced and it makes you a beacon in the astral world, attracting spirits to you.

Below I will provide the exercises in a manner similar to what was shown in New Avatar Power but I will combine it into one ritual which will simply be referred to as the Middle Pillar Ritual. I will follow up with some tips to make it even more powerful.

Sit down and breathe in and out until a rhythm is established. While inhaling and exhaling in this pattern imagine that a sphere of light is hovering just above your head. This is the Sphere of Spirit.

Say 3 times: EH-HAY-YAY (Eheieh)

You will feel a tingling sensation in your hands and feet. Picture the mental image of a small shaft of white light moving out from of the sphere of light. The shaft moves down through your head until it reaches your throat, at which you imagine a second sphere of light. This is the Sphere of Air.

Say 3 times: YOD-HEH-VARV-HEH EL-OH-HEEM (YHVH Elohim)

You will experience warmth in your throat. With these two spheres awakened, visualize that the shaft of light moves slowly down through your chest. Now picture a third sphere on at your heart. This is the Sphere of Fire.

Say 3 times: YOD-HEH-VARV-HEH EL-OH-AH VAY-DAH-ASS
(YHVH Eloah Ve Daas)

You will feel a vibration throughout your chest. Now imagine the shaft of light moving down your body to your groin, visualize a fourth sphere. This is the Sphere of Water.

Say 3 times: SHAD-AY EL-KAY (Shadai El Chai)

You will experience a pleasant sensation in your pelvic region. Extend the shaft of white light to your feet, where a fifth sphere is visualized. This is the Sphere of Earth.

Say 3 times: AH-DOH-NAY HA-AH-RETZ (Adonai Ha Artez)

The image you have in your mind should be a shaft of white light running from your head to your toes, in the center of your body, studded with five, white spheres – three along the center of your body and one at each end.

Bring your attention to the Spirit Gate, the globe of white light atop your head. Pretend that light turns to a liquid stream and begins to flow down the left side of your body, painting your entire left side with white brilliance. As you imagine this down flow, breathe out at your normal, relaxed speed.

When the stream reaches the ball of light corresponding to Earth Gate, begin to breathe in slowly and pretend the stream of light is running up the right side of your body, now painting your entire right side with sparkling brilliance, back to the Spirit Gate.

Perform this imaginary circulation, down on the left and up on the right as you take FIVE more deep and easy breathes.

Now, add a second flow. In time, with an outgoing breath, pretend the light from the Spirit Gate is flowing down the front of your body.

As it reaches the Earth Gate, inhale and imagine the flow sweeping under your feet and up the back of your body, bathing it in brilliant light.

Repeat this FIVE more times, breathing in rhythm with the down and up motion of this imaginary waterfall of light.

After taking 12 breathes in all and imagining the circulation of your NAP, think about the Earth Gate ball of light at your feet. Recall the shaft of light that was thrust down through the other gates. Imagine the Spirit Gate has turned into a powerful suction pump which is sucking the white light from the Earth Gate, up the center shaft. Inhale as the light rises up. Then pretend the light bursts out of the top of the Spirit Gate like a brilliant fountain. Exhale and visualize light showering all over you from the Spirit Gate.

Take 5 more deep breathes, sucking the light up the shaft and then imagining it cascading down your body like a waterfall, only to be reabsorbed by the ball of light at your feet.

When visualizing this, it is easier to think of white light the entire time but if you want to power up the ritual and have good visualization skills try visualizing the Gates in the following colors:

Spirit – Brilliant White

Air – Lavender or Yellow

Fire – Gold or Red

Water – Violet or Blue

Earth – Black or Green

The first color is the traditional Kabbalistic color association and the second are more generic color associations. Experiment and see what feels right for you. At this point you are ready to do any of the evocations or rituals contained in this book but there are two more rituals you can add to help juice up your Magick.

BORNLESS RITUAL

The Bornless Ritual, also known as the Preliminary Invocation of the Geotia, is a ritual that was made famous by Aleister Crowley and the Golden Dawn. It is a long ritual typically taking as long as half an hour to complete. Gray-Cobb provided a shortened version in his book, that still has quite a strong effect. Perform this after your preliminary rituals but before moving into your main ritual. This ritual is to be repeated 3 times.

Thee I invoke, The Bornless one. Thou art Man made perfect, whom no man has seen at any time. This is he whom the winds fear. Hear me, and make all subject unto me, so that every spell and scourge of the Vast One shall be made obedient to me. I am He, the Bornless Spirit, strong and of immortal fire. I am He, the Truth, that lighteneth and thundereth. I am He whose mouth ever flameth. I am he, the begetter and the manifester of light.

DEE-HAY THOOTH EVOCATION

The DEE-HAY THOOTH evocation is another ritual that Gray-Cobb claimed “put the seal of total success” on all your rituals. This is one of the few rituals that Gray-Cobb put in his book, that I was unable to see a direct parallel to traditional western Magickal rituals. The only place I have found this mentioned is in connection with New Avatar Power. Whether this was a creation of Gray-Cobb, or simply comes from a source I am not familiar with, I can not say. The gesture described in the ritual is illustrated in figure 5 below.

Stand with your feet together and arms at your side. Close your eyes and breathe evenly.

Raise your right hand and point your fingers (held in the same manner as the LBRP) above and in front of you. Bring your arm down until the arm is parallel to the floor. Sweep the arm across your body until your hand is in front of your left shoulder.

As you complete this motion intone DEE-HAY

Now take a deep breath in as you return your hand, in a straight line, to the starting point.

With your arm still extended, above and in front of you, swing your hand from right to left until your hand is above your left shoulder.


Begin to trace a U shape in the air with your fingers. Your hand should end up back where they started.

As you trace the shape intone THOO prolonging the OO sound as you move into the next gesture.

Move your fingers until they reach your center line then sweep your hand down to your waist-level in a sharp straight line. Keep the making the OO sound as you do this.

Draw a small circle, counter clockwise, with your fingers as you finish with the final TH sound.

That is the end of the ritual. It seems quite long when you type it out but it is really quite quick. It only take enough time to say DEE-HAY (deep breath) THOOOOOOTH.

 *Figure 5*

Beneficial Rituals

The following rituals are all designed to improve your life in some way. Each invocation is aimed at specific entities who are best suited to help you fulfill your need. In general, the best way to perform these rituals is to first complete the LBRP, followed by the Power Gather Ritual and the Middle Pillar Ritual. Then if you choose you may perform one, or both, of the Bornless Invocation or DEE-HAY THOOOTH Evocation. Prior to preceding to the primary ritual, spend a few moments focusing on the end result of the ritual. See

the success and think about the feelings you will have when you are successful.

General Invocation

Now we are ready for our first invocation. This invocation is a general purpose one to use when none of the others in the book seem to fit. In the original, book Gray-Cobb tells you to state your desire but I have substituted Will instead of Desire. By telling the spirits what is your will, you are making clear to them what you require to be done.

In the powers vested in Thee, EE-AH-OAT (Iaoth), PATE-AH-YAH (Petahyah) and OH-PEA-ELL (Opiel), I command Thine aid. Bring Thy influences to bear on my affairs.

My will is _____.

Thou hast heard, and in the Name of VEE-NOKE-OH-TEE-SEE-AWN, Thou shalt fulfill my will in all things which seem good unto me. So mote it be.

Invocation for Wealth

Nitika is an incredibly helpful spirit. If you are having a hard time making ends meet, this spirit will help. If you are already financially secure, Nitika can help you get to the next level of financial comfort. Also of note, in the sense it is used here, Genius is the singular of Genii.

In the Power of the Names EH-HEH-YEH, YEH-HO-VO-EL-OH-HEEM and YEH-HO-VO-EL-OH-AH-VAY-DAH-ASS I place this Invocation with Thee, KNEE-TEA-KAH (Nitika), Genius of Wealth.

Know that I require and command Thee to bring me gold. Thou hast dominion over wealth and Thou shalt begin this very instant to shape the future such that money shall come to me, enough and to spare, by the powers of these Words and Invocation.

Be Thou ruled by me in the Names SHAH-DYE-ELL-KIGH and AH-DOHNIGH- HA-AH-RETZ. So mote it be.

Invocation for Winning Contests

This next invocation is great to help you win contests. If you have a gold tournament coming up, this could help you. May be there is a competition for a new job opening. Don't be held back by only thinking of contests of the sort you may enter on the radio, use this for any situation where you are competing against others. Note, this will not help you win the lottery. The odds of you winning the lottery are so remote, even with the help of the spirits you still face astronomical odds.

I call Thee, powerful LAH-BEES-EAR-EEN (Labezerin) who has the power to bring good fortune to those who demand.

I require Thee to be my mentor and to be by my side and guide me to success as I select the chances in the contest I shall enter.

Know, Thou Genius, that this is my stated desire. I command Thee to fulfill my will and I seal this command by saying: SKI-MA-AH-MA-THEE-UH which Joshua called and the sun stayed its course. So mote it be.

Chant to Bring Success

The next invocation is a powerful invocation which should be used with caution. The problem with asking for success is two fold. First, success isn't always what we think it is. Make sure you have a clear vision of what success means to you. Success in a specific activity might be a better idea then generally asking for success. Second, often times becoming successful means facing adversity. Meeting challenges and figuring out how to deal with them is one of the keys ways we get ahead in life. Make sure you are emotionally prepared. Many people describe working with Elubatel as a roller coaster ride. Alternatively, you can put your fate in Elubatel's hands and enjoy the ride. It is up to you.

In all my undertakings henceforward I conjure and command Thee, mighty ELL-YOU-BAIT-ELL (Elubatel), to protect me, bear me up and carry me forward to the pinnacle of success. Thou shalt give me clarity of mind to confound my opposers; Thou shalt bend the Laws of the Cosmos to my and Thy will, bringing each and every one of my desires to pass.

I shall be en-wrapped in Thy faultless Powers, and tread ever higher to that glittering peak which I covet.

Here this, and obey me: AH-NAH-FAX-EE-TONE which Aaron heard and spoke. Thou shalt guide me to success. So mote it be.

Chant to Bring Health

This Chant to Bring Health is a powerful tool to increase both physical and mental health. A word of warning though, Magick does not and can not take the place of medical care provided by a good doctor. Magick works with the universe to achieve the goals you set. By not seeking medical care, you make it that much harder for the spirits and entities to do what you asked of them. A good example of success with this chant could be finding out your surgery got bumped up. Another could be a faster than normal recovery time from an injury. A more subtle success could simply be better overall health.

I call thee ZO-ROE-ELL (Zoroel) and SAH-BREE-ELL (Sabriel) who hath dominion over physical and mental health. At my command, banish from me all diseases, discomfort, sickness, and malfunction of body and mind.

Send down Thy beneficial healing rays, for Thou art able to bring this to pass. During each passing hour Your powers will bring youthfulness and freedom from pain.

I say this command with the healing words EEM-AHN-YOU-ELL which SHAD-RAK (Shadrach), MEE-SHAK (Meshach), and UH-BED-NI-GOH (Abed-nego) sang in the fiery furnace and were delivered. Thus shall Your powers dispel this sickness and disease. So mote it be.

Chant to Excite Love

This next chant is to help excite passion and love in person. Remember the goal here is not to force someone to love you, it is give that push needed to take a relationship to the next level. It could also be used to help you become the type of person who causes passion and love in others.

Here me, AH-NAY-ELL(Anael) and JAHZ-AIR(Jazar), Thou spirits of Venus and love. I desire to excite love and passion in the heart of(Name of person or if any person say “ a partner”). Stretch forth Thine hands and pluck the heart strings such that my desire is returned a hundredfold. I conjure and command thus: HOR-TA-ELL-RACK-AH-MAY. So mote it be.

Incantation to Rekindle a Mate's Interest

This is similar to the prior incantation but it is aimed at a current partner. Where you would use the former ritual to create feelings, this one looks for feeling that may be buried or to give tired feelings new life.

I invoke Thee, PA-GEE-ELL(Pagiel), to light a flame in the heart of my mate-a flame that will burn ever higher, so that he/she turns to me in fervor and in love, blind to my faults, and desiring only to please me in whatever what he/she can.

I command that our companionship shall become perfect, each fulfilling every need and desire for the other. I also demand that any shortcoming, be they physical or mental, be swept aside such that our partnership shall be perfect.

Hear this Word of Power, Thou PA-GEE-ELL(Pagiel) and obey me: VEDGEED-OR-AH-MEET-EYE. So mote it be.

Incantation to Give Power Over

Others

This is another ritual that you shouldn't take literally. This will not turn others into automatons or zombies who follow your every command. This, however, can help if you are in a leadership position and need help getting your subordinates to listen to you. This is great for military leaders, coaches and business leaders.

Mightiest DAH-NAH-MISS (Dynamis)! There are those over whom I would have ultimate power so that they obey my every word and thought. Bring Thy mystic energy to bear on me, such that I radiate your power.

Impress those that I command to bend my will at all times. I command Thee with the Words: AH-GAH-LAH-OH-TEE-MEE-TIE. So mote it be.

Invocation to Give Secret Knowledge

This is a great invocation for anyone who needs to dig up hidden knowledge. Researchers, detectives and occultists can all benefit from this. When you perform this invocation, ensure you have a clear idea of the knowledge you need and you should have a much easier time finding it afterward.

Titanic KAH-DREE-ELL (Kadriel), I invoke Thee. I require Thee to transform me to one who can know things that are hidden from others.

I desire to know what will befall in the future. I wish to know the thoughts of others. I demand insight into the comings and goings of my fellow creatures. All this shalt Thou do for me, placing the knowledge within my mind during both waking and sleeping.

I seal this command thus: EE-BAN-HER-EE-ON-AH-DOH-NIGH. So mote it be.

Defensive Rituals

The following rituals are primarily to protect you if you feel that you are under psychic attack. This could be in the form of a malevolent spirit or maybe you feel that you have been cursed by some other person. Your primary defense against these types of assaults is regular use of the LBRP. The LBRP should clear out any negative influences around you and calling on the 4 Archangels is a pretty good deterrent to spirits who wish to do you harm. However, if you feel the need to further protect yourself, you can try these rituals. These should all be performed after your preliminary rites.

Defensive Armor Ritual

This should be performed after your preliminary rites. Recite 3 times to get the Maximum benefit. You should visualize yourself surrounded by impenetrable armor. It could be a suit of medieval armor or a force field but use an image you see as ultimate protection.

Thou Beings of vast strength and ultimate power, MAH-HAH-SHE-AH (Mahashiah) and LAY-LAH-ELL (Lelahel), I command Thee to surround me. Place Thy-selves by me such that nothing can reach me, nothing can touch me, and nothing can harm me. I command this with the Word of Power: NET-ZAHK-EE-ODE. So mote it be.

Occult Judo Ritual

Judo is the art of using the attackers force against him. This ritual can be used to send any curses, or evil intentions, back to the sender in the same manner a judo practitioner uses an attacker's momentum to throw him.

Go forth DAM-BAH-YAH (Dambayah) and MAIN-CALL (Menqal). Seek out the one who torments me. Intercept the evil and return it whence it came, such that the vile parent of this sin shall writhe in agony, scream in dread, and trouble not the upright. Go with the Word of Power: MAL-COO-VAHV. So

mote it be.

The Spirit Sentry

This ritual is great to place a spirit entity to act as a guardian of a physical place. You could use this on your home to prevent evil spirits from entering. It can also psychically influence thieves and burglars from targeting your home.

Mighty ME-BAH-HE-YAH (Mibahia) and POO-EE-AL (Pooyal), Thou shalt guard me and repel those who come by stealth to take my goods and gold. Rout them, slash them, terrorize them. Enter into their minds to do Thy fearful dreams, as they would make me fear. This command I seal with the Word of Power: GAY-BOO-RAH-HEH. So mote it be.

The Theurgic Booby Trap

The following ritual is a good ritual to use against an enemy because it is only trigger by an attack. If there is no attack, the trap is not sprung. This ritual works on the minds of the attackers, creating unrest and turning their attention away from you.

Thou SAY-EAT-ELL (Saitel) and OLE-ME-AH (Olmiah). Lie in wait for mine enemies. Send fire and force into their minds when next they harass me. I seal this command with the Word of Power: TEE-FAR-ATE-YOD. So mote it be.

Invocation For Protection From Evil

This is similar to the Defensive Armor Ritual in that it creates a shield against evil. However, it has the added effect of turning the attacks back onto the attacker. Think of this as a combination of the Defensive Armor and Occult

Judo rituals.

I invoke Thee, GAH-DEE-ELL (Gadiel), in Thy power and wisdom to place around me a shield against which evil shall be powerless. Those who would harm me shall be powerless, and their evil shall return to them a thousandfold. Be Thou ready and able to place this protection, as I seal it with Thee with the Words: EE-YOTE-EE-YAH-VAW-ARE-ZALL. I am within Thy protection now and my enemies cannot harm me. So mote it be.

Exorcism of Evil Spirits

If you are regularly practicing the LBRP, evil spirits should not be an issue. Few spirits want to tangle with 4 Archangels. However, there is always the chance that you could encounter spirits that you don't trust or give you an evil vibe. The following exorcism should be performed after your preliminary rituals, the DEE-HAY THOOTH evocation and the Defensive Armor ritual. Perform the following chant until you feel a sense of well being and safety.

I banish from me all influences of wickedness, be they spirit, fiend, or devil. Begone and return whence you came, thou foul beings, in the Names of Power: YOD-HAY-VAW-HAY, AH-DOH-NIGH, EH-HEH-YEH and AH-GAH-LAH. So mote it be.

Offensive Rituals

I really debated adding this part to the book. Gray-Cobb included a number of rituals designed to attack an enemy “on his own ground and beat him to his knees until he begs for mercy”. Besides the moral and karmic implications of psychically attacking someone, I question the wisdom of willingly opening oneself up to the energies involved in harming a person psychically. In my opinion, the defensive rituals are more than sufficient to keep you safe. In addition, rituals such as the Occult Judo Ritual and the Theurgic Booby Trap pack enough of a punch to discourage anyone attacking you from doing it again.

I finally decided to include this for two reasons. First, Gray-Cobb included them as part of his system and I would be doing him a disservice not to include them as well. The second reason is that anyone using these rituals is fully responsible for their actions and, as such, must be trusted to act appropriately. Anyone who uses these rituals to attack and hurt others, without good reason, will eventually deal with the repercussions.

The Astral Bomb Attack

This attack is said to be very effective and works best when you know the location and identity of your target. This is to be performed daily until your enemy is defeated. Always be sure to protect yourself before attacking anyone else. This is as true in Magick as it is in boxing. Perform your preliminary rituals and then the Defensive Armor Ritual before moving on to this (or any other) offensive ritual.

Know this, YAY-KOH-ELL (Yechoel) and LAY-HA-HE-AH (Lehahiah), Mine enemies shall be scattered and dumbfounded. Those who wish to harm me shall be conquered by the Might of Thy Material and Awesome Powers. Hear me and obey. I seal this command with the Word of Power: BEEN-AH-HEH. So mote it be.

The Psychic Guided Missile

This ritual is to be used when you know the identity of your enemy but not the location. In that respect it is more of a seeking missile than a guided one but Gray-Cobb was an Occultist not a fighter pilot so I guess that is forgivable. Unlike the previous ritual, this is only done once.

My enemy is hidden. Seek him/her out, KAY-VAY-KEYAH (Keveqiah) and MAIN-DEE-AL (Mendial), no matter if he runs to the ends of the Earth or to the Inner Planes beyond. Scourge him with Thy rods of vengeance, conquer his mind. I command this of Thee in the authority of the Word of Power: KESS-SED-HEH. So mote it be.

The Etheric Shrapnel Ritual

Gray-Cobb claims this should only be used against a member of the opposite sex. It is used against someone who attacks you out of spite with lies and slander. This might be used if someone is attempting to ruin your life because you spurned their advances.

By the Power invested in me, I command Thee, AH-KNEEELL(Aniel) and KAH-AH-ME-AH (Chaamiah), to close the mouth and eyes of (name of enemy) who maligns me. Visit him/her while they sleep, and plant fright and dread, such that he/she no longer slanders me. Obey me with this Word of Power: GAY-BOORAH-VAHV. So mote it be.

Attack Cancellation Ritual

It goes without saying that attacking someone without a method of stopping the attack is not a good idea. Allowing an attack to continue unabated forever is a sure way to invite negativity into your life. This ritual will allow you to call off the dogs and banish the forces you called to whence they came.

These forces whom I command, withdraw from the scene of battle. Stay with me, and heed my future calls. I command Thee with the Word of Power: NEAT-SAHK-HEH. So mote it be.

Assorted Rituals

The following rituals are rituals that can't fit into any of the above categories but don't let that fool you into thinking they are not as important. Many of these rituals allow for the greatest gains because they don't have one specific use. These are the rituals you can use to guide you in your spiritual development or help you decide how to use the other rituals in this book.

Visions of Power

This is a simple process that Gray-Cobb doesn't actual name in his book but he does allude to it. The process is simple. Complete your preliminary rituals up to the end of the Power Calling ritual but before the middle pillar ritual. Then simply close your eyes and let you mind wander for about 15 minutes. If you are concerned with time you can set a timer or just tell yourself, "I will return in 15 minutes and my subconscious will keep track of the time. I will return when time is up". You brain is pretty good at telling time and you will usually come back pretty close to your allotted time.

Don't worry about where you mind takes you. You may feel silly and wonder what any of this has to with Magick; however, this exercise will stay relevant for two reasons. The first is that by sitting down and choosing to perform your preliminary rituals, you have created intent. Intent is everything is Magick and these rituals are no different. The second reason is that by performing the Power Calling Ritual, you have altered you consciousness to some degree and called upon Arzel to assist you in your ventures, including this one.

So just let your mind go where it wants for about 15 minutes then return. You can thank Arzel if you please. Then quickly write what you remember down. A lot of it may not make sense to you at this time but over time you may see trends or notice details that seem to stick out. If you have every used a dream journal, the concept is the same. Then ground your self with some light stretching, a bit of food or a drink.

Calling Your Magick Mentor

This is potentially the most powerful ritual in the entire book. Just about every mystical tradition has some sort of mention of a spiritual guide or mentor. Shamans have their power animals and many western occultists strive for a conversation with their Holy Guardian Angel. Your Magick mentor can be the tool that takes book full of spells, rituals, and incantations then helps you shape it into a force for personal improvement both spiritually and materially.

The ritual is very simple (and I will outline it below) but first there is a couple thing to note about the Magick Mentor. The first thing to note is that how

your mentor appears to you can vary greatly from person to person. It can also vary over a period of time as you interact with your mentor more and more. Some people will experience an emotion or a physical sensation. Other may “hear” a voice in their head. An image may appear in your head. I have heard of people experiencing dreams where they discuss their issues with their Magick Mentor. If you are particularly sensitive you might even see or hear it astrally. The point is that if you do not hear trumpets and see ghosts, don't worry. Know that your mentor is with you and communicating as best it can give your personal development.

This is why I don't recommend creating an image of your mentor in your head initially. Gray-Cobb seems to tell you to do just that but unless you get a clear image right away, hold off a bit and let your Magick Mentor show you a little more about themselves before giving them a form which may or may not suit them.

This ritual use the Word of Power AUM. AUM is also a common mantra associated with Hindu meditation. Like all other Words of Power it must be projected and vibrated. The word should be one long breath which sound like AHHHHHHUUUUUMMMMMMM or OWWWOOOHHHHMMMMMM. So complete your preliminary rituals then intone AUM 3 times before you say,

Enter, Magick Mentor and be welcome. You will aid me in my work. So mote it be.

Feel free to play with the wording once you establish a relationship with your mentor. If you need help with something specific, let your mentor know. Your mentor is there to help you and, once you have connected, you can be more a little less formal.

Using a Pendulum to Connect with the Source of Your Power.

The use of a pendulum as a divination source is an ancient practice. It is no surprise that Gray-Cobb would add it to his New Avatar Power rituals.


While pendulum is a divination tool, I find it is better suited to answer general questions rather than, say, predict lottery numbers. Gray-Cobb calls the pendulum a “tool that gives you visible evidence that you are in touch with the source of your NAP.” This can help you by pointing you in the right direction when a difficult choice is at hand, or guide you on the next step of your spiritual journey.

You can use anything for a pendulum. There are a number of pendulums you can buy online made of special stones or metals, some are carved or cast with figures and symbols. However, in my opinion, one of the best pendulums can be made from a ring and a piece of string. If you use a ring that you often wear already, it has a built in connection to you and your spirit. Just tie about 12 inches of string on the ring and your pendulum is ready to go.

There is one new technique you need to learn how to perform and it is called the Sign of Rending the Veil. I will describe it before I get into the actual ritual. The Sign of Rending the Veil symbolizes the part of the veil into the spirit realms. To perform the sign, you need to stand up with your hands together in front of you at chest height. Now step forward and reach with your hands as if you were going to open a set of curtains. Next move your hands apart, as if you were opening the curtains, and say “I open the veil”.


To use the pendulum is simple. Perform your preliminary rituals. Perform the Sign of Rending the Veil. Now sit down with your pendulum in your dominant hand, string held between your thumb and forefinger, with your elbow rested on a table. Just let the pendulum hang naturally. Then relax and concentrate on your question. If it helps you, you may verbalize your question.

Under the pendulum you will have one of two things. The first is a simple cross. Write a YES above the vertical axis and a NO beside the horizontal axis such as the one in Figure 6 below.

 *Figure 6*

I find that this is the best method. You will get one of three fairly distinct answer to your questions using this method. If the pendulum swings along the YES line (or close to it) the answer is yes, if it swings along the NO line then the answer is no. The only other answer you may get is that the pendulum will swing in a circle. This is normally an indication that the answer is unclear. Try coming the question from a different angle, maybe you need to simplify or elaborate on the question.

The other option, presented by Gray-Cobb, is the alphabetical semi-circle. This allows answers to be spelled out. I find it far to complicated and prove to error for my tastes but experiment with it and make your own decisions. The alphabetical semi-circle is seen below in Figure 7.

 *Figure 7*

When you are finished. Place the pendulum down and relax for about a minute. Then stand up and perform the Sign of Closing the Veil which is simply the Sign of Opening the Veil done in reverse. Say “Thank you for the answers. I now close the veil.” Relax for another minute then ground yourself in your usual fashion.

Astral Traveling

The final NAP ritual Gray-Cobb provides is a ritual to help you astral travel, sometimes called an out of body experiences (OBE) or spirit walking. Astral travel is another staple of occultists. Millennia ago our shamanic ancestors were astral traveling to the spirit world to connect with totem animals. Virtually every occult tradition involves some out of body traveling.

There are two common uses for astral traveling. The first is to observe the spiritual equivalent of the physical world. This is what often happens when one has a spontaneous OBE. This is how people can describe what is happening around them even though they seem to be unconscious. In his book, *Scottish Witchcraft*, Raymond Buckland refers to this type of astral travel as wind riding. I have always loved that term for this practice because you can “float” along with the wind when astral traveling. This is also the type of traveling referred to by Gray-Cobb in the *Miracle of New Avatar Power*.

The second use is to visit higher spiritual realms. This is the common use of astral travel in western Magickal traditions. In Kabbalistic path work, one visits the sephirot on the Tree of Life, while in Enochian Magick one would visit the Aethyrs. The Order of the Golden Dawn, which is probably the most famous of all the Western Magickal Orders, practices the astral projection into the realm of the Tattwa which are Indian elemental “realities”. An example of the Air Tattwa is shown in figure 8. (If you are reading this in black and white,

it is a sky blue circle on a black background.)

 *Figure 8*

NAP can assist you in whichever method of Astral Travel you prefer. I will first give you the method Gray-Cobb provides in the book (wind riding) then I will give you an adapted method using the Air Tattwa above as an example. Both method have there advantages so try them out for yourself and see which ones work. The actual ritual for both is the same and is outlined below.

Perform the LBRP then sit in a comfortable chair. Perform the Power Gathering ritual. Perform the Defensive Armor Ritual if you feel as if you wish stronger protection than simply the LBRP. Close your eyes and breath deep for a few minutes and allow yourself to relax deeply. When you are relaxed announce:

In the names of those who control the Astral Planes, I intend to enter your Domain. I come with the Word of Power: SHEM-HAM-FOR-ASS. Thou shalt

permit me free entry and access. So mote it be.

This is the ritual and you perform it the same for both types of astral traveling. In the book, Gray-Cobb instructs you to then stand up and move to your bed. I disagree with this as you are already relaxed and walking to your bed would disrupt both your physical and mental states. Choose a comfortable chair and work from there or, if you wish, lay down after the LBRP and perform the rest of the ritual from your back.

To wind ride, place a color picture on the wall in your working area. Prior to performing the ritual, spend a few minutes committing the picture to memory. It is easier if the picture is fairly simple and is something that you are drawn to. Once you perform the ritual, recreate the picture in your mind. Spend a few minutes concentrating on the picture and visualize it as vividly as you can. Now imagine that you are looking at the photo from where you are sitting. Imagine you are getting up and walking to the picture. Imagine you are studying it again, just like you did before. Do this everyday for ten minutes a day and eventually you will realize you are no longer pretending. You will be able to look back at your body. This will startle you and may send you crashing back to your body. Do not feel disappointed. You have made a huge step, try again tomorrow and soon you will be able to go anywhere on a thought. You will truly ride the wind.

To use the Tattwa is slightly different but can be even more powerful. It might be easier to perform after you have had success with wind riding a few times, due to the fact that you will be more at home in your Astral body. This method can work for any visual representation of another “realm” such as Tarot or runes. In this case, instead of the picture you used to wind ride, you will use your symbol. In our case this is the Air Tattwa, shown above. Perform the ritual as before but this time keep your eyes open and gaze at the Tattwa. Try not to blink but if you blink occasionally that is fine. Spend a few minutes staring at the image then close your eyes. You will see what is known as an afterimage. This is the image but with a contrary color. In our case, you will see an orange circle on a black background. Concentrate on this image and imagine it growing until the circle is large enough for you to walk through. Imagine your self getting up and walking over to the Tattwa. Imagine a door in the circle. Open this door and walk through it. You are now in the realm of the Air Tattwa.

Start The Magick Now

You know have all the information you need to successfully use the New Avatar Power system. This system has been used with success for more than 40 years and is based on practiced used by Magickal adepts for more than 2000 years. It will be effective for you too!

Unlike other versions of western Magick, there are no Robes or altars, no expensive wands or crystals or any other expensive implements of any kind. This is literally a system you can practice in the bathroom in your underwear. There is no reason for you not to be able to practice Magick with this system. If you have been hesitant to use Magick before, here is your chance.

Bibliography

Brand, Damon. *Magickal Angels: Instant Contact With The Angels of Power*. N.p.: Damon Brand, 2015. Electronic.

Buckland, Raymond. *Scottish Witchcraft: The History & Magick of the Picts*. St. Paul, MN: Llewellyn Publications, 1991. Print.

Gray-Cobb, Geof. *The Miracle of New Avatar Power*. West Nyack, NY: Parker Pub., 1974. Print.

Konstantinos. *Summoning Spirits: The Art of Magical Evocation*. St. Paul, MN: Llewellyn Publications, 1995. Print.

Kraig, Donald Michael. *Modern Magick Eleven Lessons in the High Magickal Art*. St. Paul, Minn: Llewellyn Publications, 1988. Print.

Lévi, Éliphas, and Arthur Edward Waite. *Transcendental Magic, Its Doctrine and Ritual*. New York: Samuel Weiser, 1972. Print.

Runyon, Carroll. *The Book of Solomon's Magick: How to Invoke Angels into the Crystal and Evoke Spirits to Visible Appearance in the Dark Mirror*.

Pasadena, CA: C.H.S., 1996. Print.

Peterson, Joseph H. *The Lesser Key of Solomon: Lemegeton Clavicula Salomonis: Detailing the Ceremonial Art of Commanding Spirits Both Good and Evil*. York Beach, Me.: Weiser, 2001. Print.